

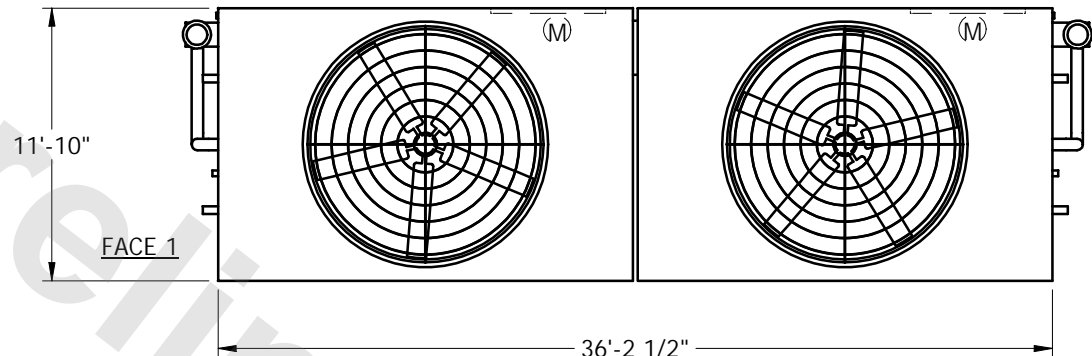
# EVAPCO, INC.



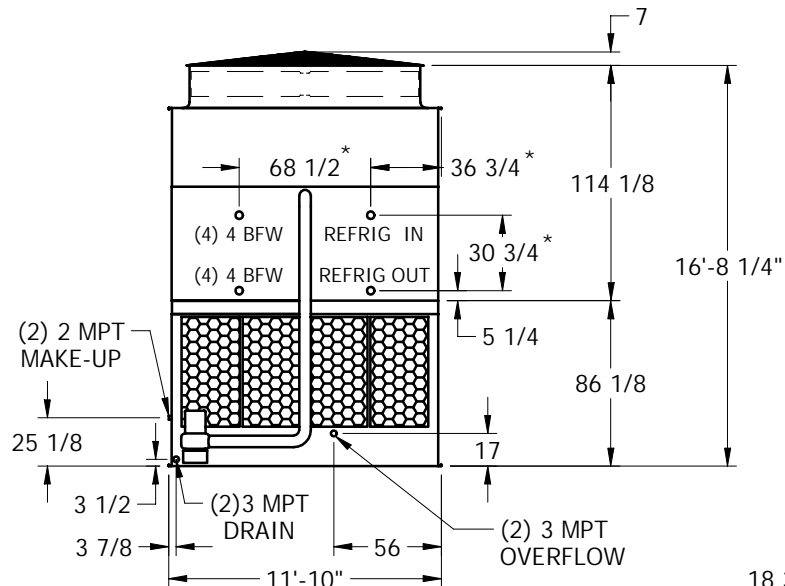
UNIT	EVAPORATIVE CONDENSER	MODEL #	ESWA-672-33N-Z	SCALE	NTS	DWG. #	C2123608-ERB-LF	REV.	DATE	SERIAL #
------	-----------------------	---------	----------------	-------	-----	--------	-----------------	------	------	----------

## NOTES:

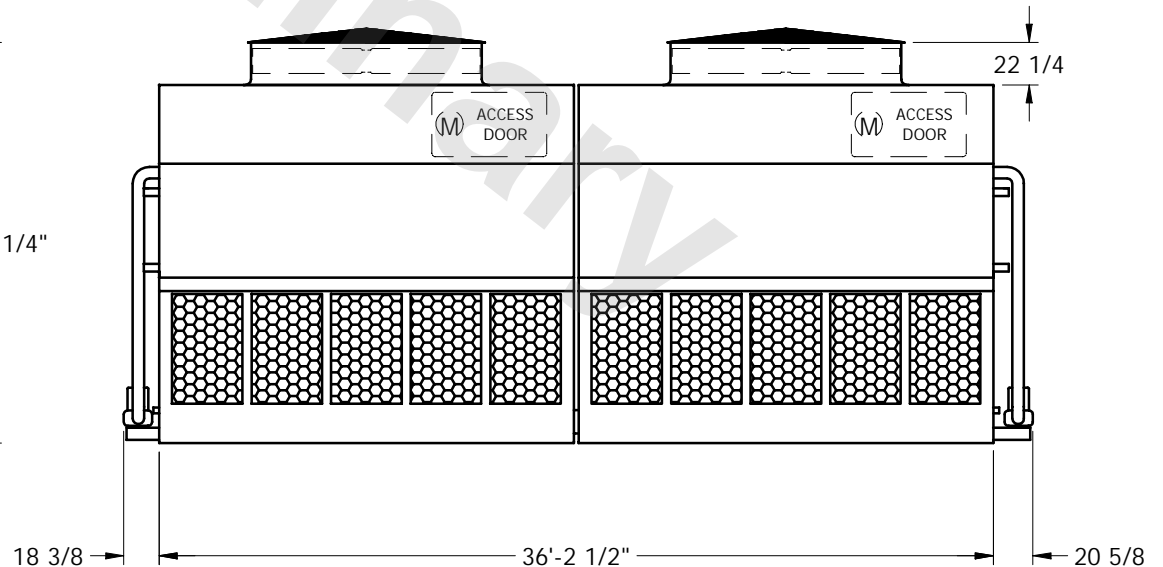
1. (M)- FAN MOTOR LOCATION
2. HEAVIEST SECTION IS UPPER SECTION
3. MPT DENOTES MALE PIPE THREAD  
FPT DENOTES FEMALE PIPE THREAD  
BFW DENOTES BEVELED FOR WELDING
4. + UNIT WEIGHT DOES NOT INCLUDE ACCESSORIES (SEE SEPARATE DRAWINGS FOR ACCESSORIES)
5. 3/4" DIA. MOUNTING HOLES. REFER TO RECOMMENDED STEEL SUPPORT DRAWING
6. MAKE-UP WATER PRESSURE-20 psi MIN, 50 psi MAX
7. \* - APPROXIMATE DIMENSIONS DO NOT USE FOR PRE-FABRICATION OF CONNECTING PIPING.
8. MAKE-UP IS LOCATED 4 3/4" FROM EACH CONNECTION END.



FACE 2  
**PLAN VIEW**



FACE 1



FACE 2

SHIPPING WEIGHT	50460	lbs. +	OPERATING WEIGHT	71700	lbs.	HEAVIEST SECTION WEIGHT	21300	lbs.	NO. OF SHIPPING SECTIONS	4
-----------------	-------	--------	------------------	-------	------	-------------------------	-------	------	--------------------------	---