

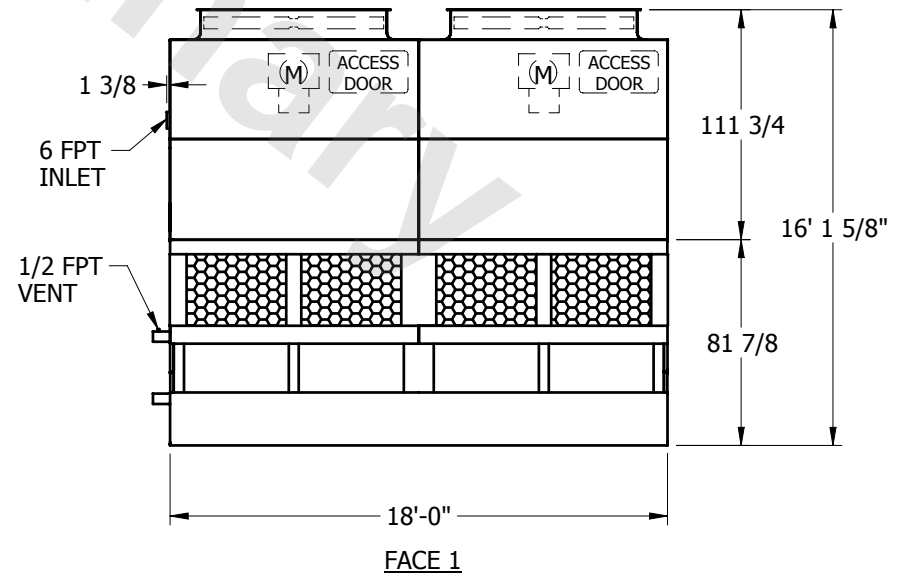
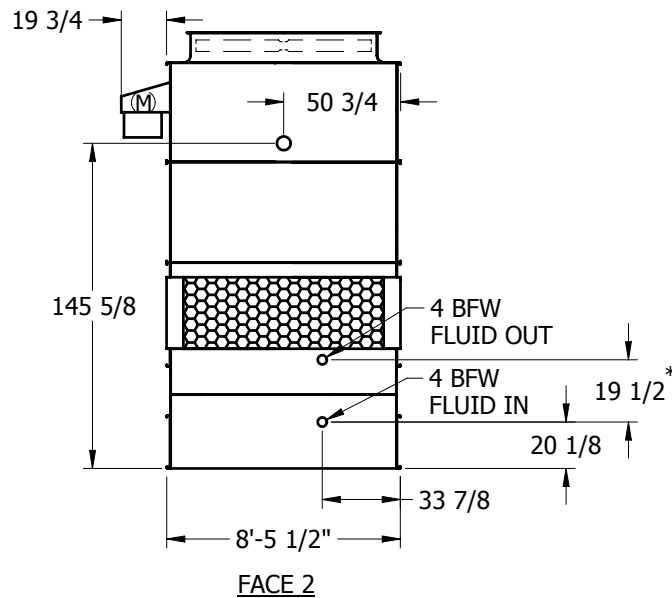
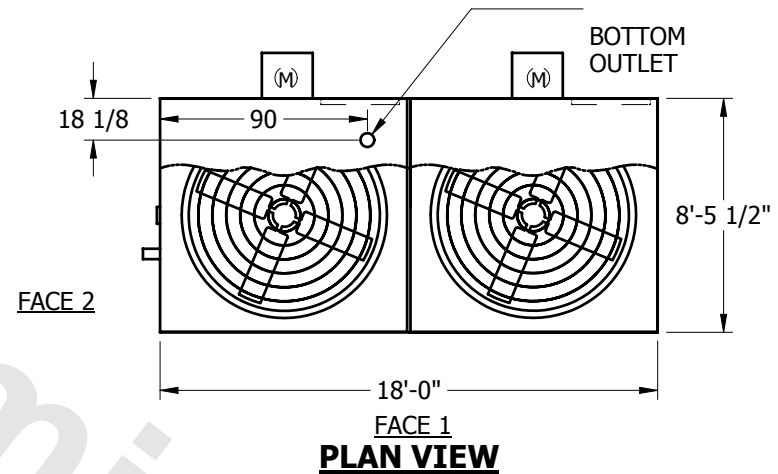
EVAPCO, INC.



| | | | | | | | | | | | | | |
|------|------------------------------|---------|------------------|-------|-----|--------|-------------------|------|--|------|-----------|----------|--|
| UNIT | CLOSED CIRCUIT COOLER | MODEL # | eco-ATWB 10-5N18 | SCALE | NTS | DWG. # | WZ09184806-ERA-RS | REV. | | DATE | 7/11/2025 | SERIAL # | |
|------|------------------------------|---------|------------------|-------|-----|--------|-------------------|------|--|------|-----------|----------|--|

NOTES:

1. (M) - FAN MOTOR LOCATION
2. HEAVIEST SECTION IS LOWER SECTION
3. MPT DENOTES MALE PIPE THREAD
FPT DENOTES FEMALE PIPE THREAD
BFW DENOTES BEVELED FOR WELDING
4. † UNIT WEIGHT DOES NOT INCLUDE ACCESSORIES (SEE SEPARATE DRAWINGS FOR ACCESSORIES)
5. 3/4" DIA. MOUNTING HOLES. REFER TO RECOMMENDED STEEL SUPPORT DRAWING
6. THE SPRAY PUMP SHOULD BE SIZED FOR 1025 GPM AND 5 PSIG AT THE INLET CONNECTION
7. * - APPROXIMATE DIMENSIONS DO NOT USE FOR PRE-FABRICATION OF CONNECTING PIPING



| | | | | | | | | | | |
|-----------------|-------|-------|------------------|-------|------|-------------------------|------|------|--------------------------|---|
| SHIPPING WEIGHT | 15980 | lbs.† | OPERATING WEIGHT | 20780 | lbs. | HEAVIEST SECTION WEIGHT | 9520 | lbs. | NO. OF SHIPPING SECTIONS | 2 |
|-----------------|-------|-------|------------------|-------|------|-------------------------|------|------|--------------------------|---|