

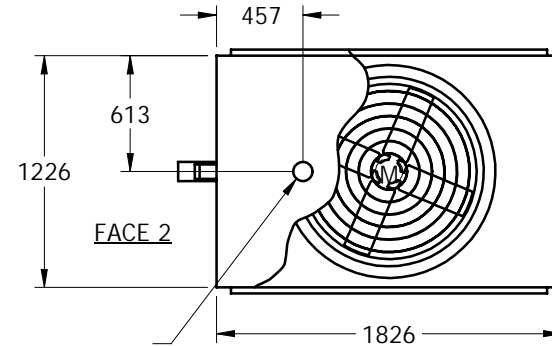
# EVAPCO, INC.



UNIT	CLOSED CIRCUIT COOLER	MODEL #	eco-ATWB 9-6M12-Z	SCALE	NTS	DWG. #	W2040606-MRE-RS	REV.		DATE	6/19/2025	SERIAL #	
------	-----------------------	---------	-------------------	-------	-----	--------	-----------------	------	--	------	-----------	----------	--

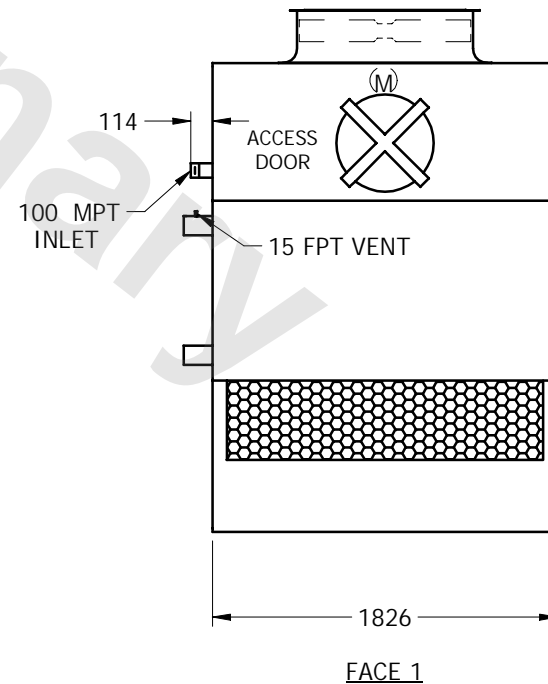
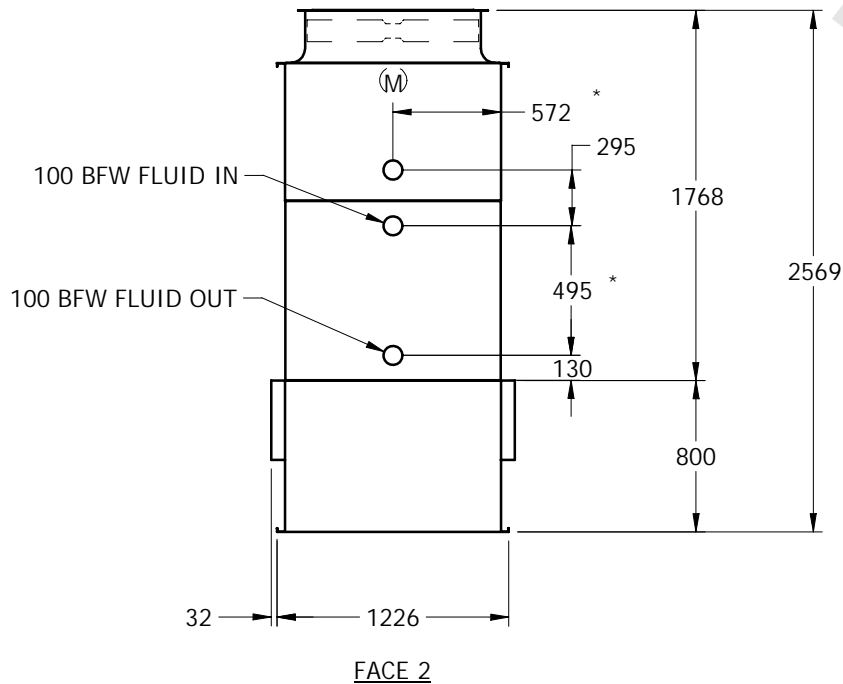
## NOTES:

1. (M)- FAN MOTOR LOCATION
2. HEAVIEST SECTION IS UPPER SECTION
3. MPT DENOTES MALE PIPE THREAD  
FPT DENOTES FEMALE PIPE THREAD  
BFW DENOTES BEVELED FOR WELDING
4. + UNIT WEIGHT DOES NOT INCLUDE ACCESSORIES (SEE SEPARATE DRAWINGS FOR ACCESSORIES)
5. 19mm DIA. MOUNTING HOLES. REFER TO RECOMMENDED STEEL SUPPORT DRAWING
6. THE SPRAY PUMP SHOULD BE SIZED FOR 9 L/S AND 14 kPa AT THE INLET CONNECTION
7. \*- APPROXIMATE DIMENSIONS DO NOT USE FOR PRE-FABRICATION OF CONNECTING PIPING



BOTTOM OUTLET

FACE 1  
**PLAN VIEW**



SHIPPING WEIGHT	1220	kg +	OPERATING WEIGHT	1750	kg	HEAVIEST SECTION WEIGHT	1015	kg	NO. OF SHIPPING SECTIONS	2
-----------------	------	------	------------------	------	----	-------------------------	------	----	--------------------------	---