

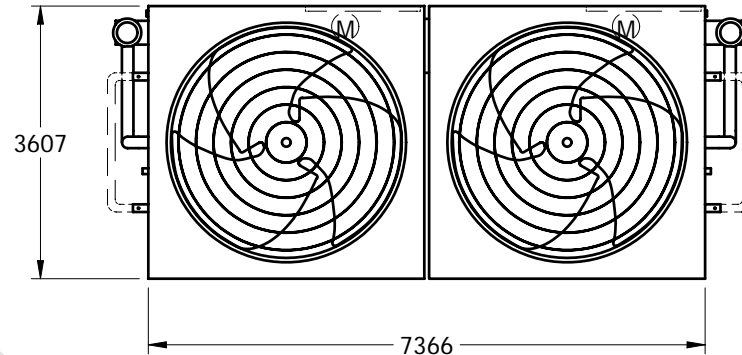
EVAPCO, INC.



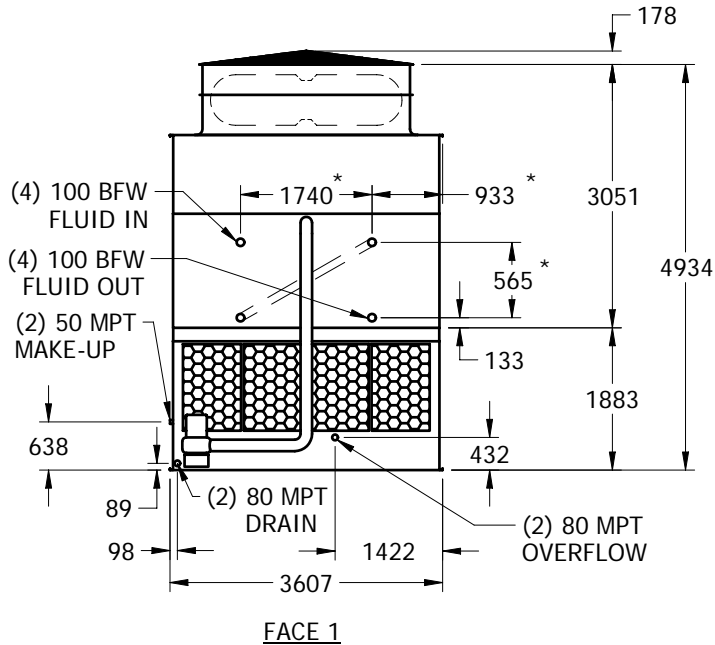
| | | | | | | | | | | |
|------|------------------------------|---------|--------------------|-------|-----|--------|-------------------|------|------|----------|
| UNIT | CLOSED CIRCUIT COOLER | MODEL # | eco-ATWB 24-4K28-Z | SCALE | NTS | DWG. # | W2122406-MRC-SLSF | REV. | DATE | SERIAL # |
|------|------------------------------|---------|--------------------|-------|-----|--------|-------------------|------|------|----------|

- NOTES:
- (M)- FAN MOTOR LOCATION
 - HEAVIEST SECTION IS UPPER SECTION
 - MPT DENOTES MALE PIPE THREAD
FPT DENOTES FEMALE PIPE THREAD
BFW DENOTES BEVELED FOR WELDING
 - + UNIT WEIGHT DOES NOT INCLUDE ACCESSORIES (SEE SEPARATE DRAWINGS FOR ACCESSORIES)
 - 19mm DIA. MOUNTING HOLES. REFER TO RECOMMENDED STEEL SUPPORT DRAWING
 - MAKE-UP WATER PRESSURE-137 kPa MIN, 344 kPa MAX
 - * - APPROXIMATE DIMENSIONS DO NOT USE FOR PRE-FABRICATION OF CONNECTING PIPING
 - MAKE-UP IS LOCATED 121mm FROM EACH CONNECTION END
 - SERIES FLOW PIPING AND AUX. CROSSOVER DRAIN BY OTHERS

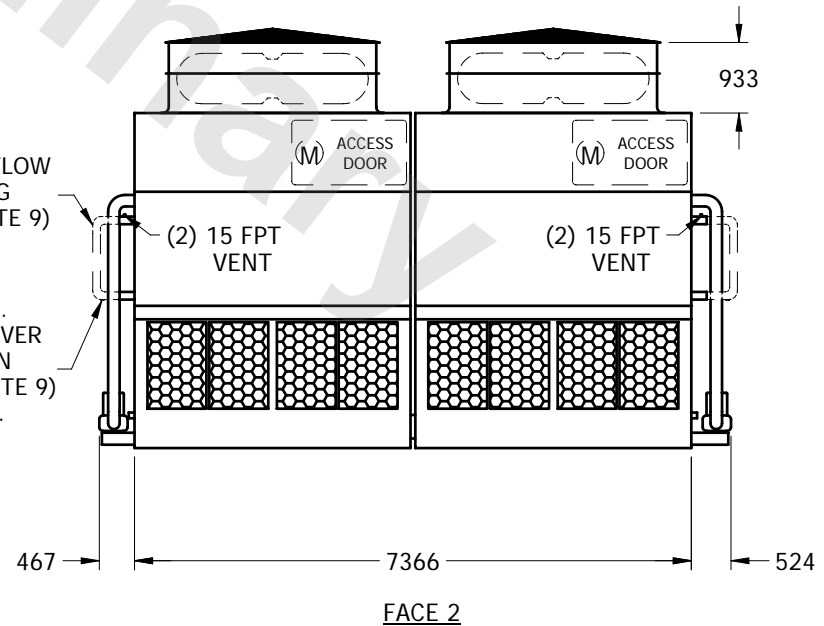
FACE 1



PLAN VIEW



SERIES FLOW PIPING (SEE NOTE 9) TYP.
AUX. CROSSOVER DRAIN (SEE NOTE 9) TYP.



| | | | | | | | | | | |
|-----------------|-------|------|------------------|-------|----|-------------------------|------|----|--------------------------|---|
| SHIPPING WEIGHT | 13930 | kg + | OPERATING WEIGHT | 21980 | kg | HEAVIEST SECTION WEIGHT | 5810 | kg | NO. OF SHIPPING SECTIONS | 4 |
|-----------------|-------|------|------------------|-------|----|-------------------------|------|----|--------------------------|---|