

# EVAPCO, INC.

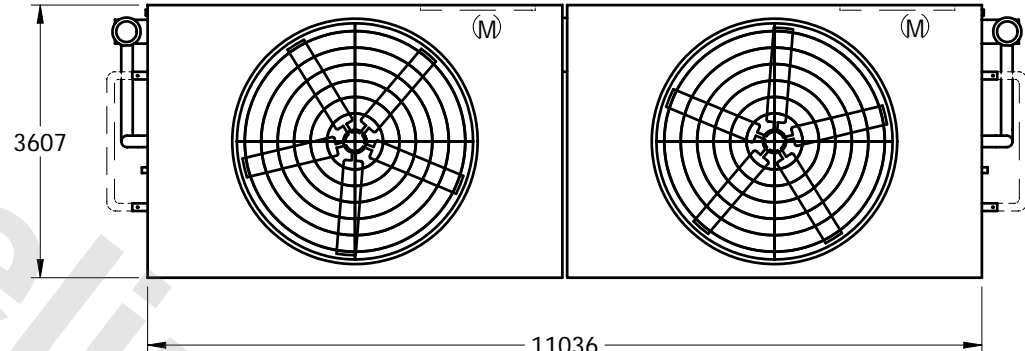


UNIT	CLOSED CIRCUIT COOLER	MODEL #	eco-ATWB 10-5L12-Z	SCALE	NTS	DWG. #	W2123610-MRB-LFSF	REV.		DATE	7/7/2025	SERIAL #	
------	-----------------------	---------	--------------------	-------	-----	--------	-------------------	------	--	------	----------	----------	--

## NOTES:

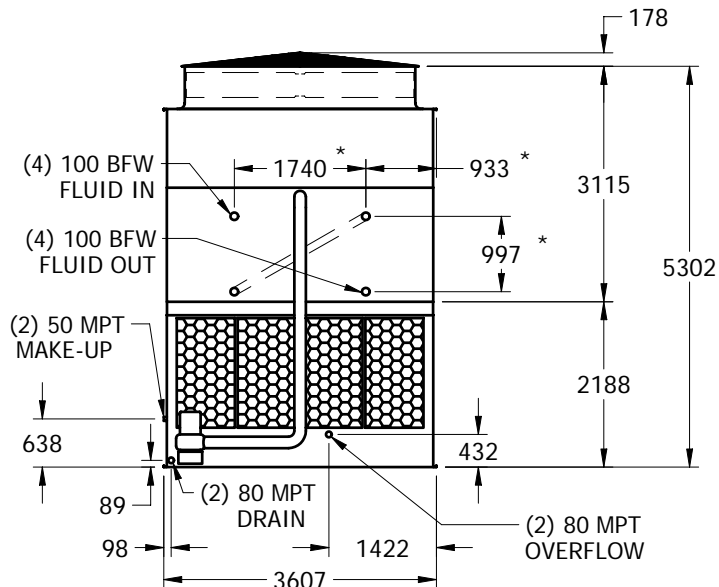
1. (M)- FAN MOTOR LOCATION
2. HEAVIEST SECTION IS UPPER SECTION
3. MPT DENOTES MALE PIPE THREAD  
FPT DENOTES FEMALE PIPE THREAD  
BFW DENOTES BEVELED FOR WELDING
4. + UNIT WEIGHT DOES NOT INCLUDE ACCESSORIES (SEE SEPARATE DRAWINGS FOR ACCESSORIES)
5. 19mm DIA. MOUNTING HOLES. REFER TO RECOMMENDED STEEL SUPPORT DRAWING
6. MAKE-UP WATER PRESSURE-137 kPa MIN, 344 kPa MAX
7. \* - APPROXIMATE DIMENSIONS DO NOT USE FOR PRE-FABRICATION OF CONNECTING PIPING
8. MAKE-UP IS LOCATED 121mm FROM EACH CONNECTION END
9. SERIES FLOW PIPING AND AUX. CROSSOVER DRAIN BY OTHERS

FACE 1



FACE 2

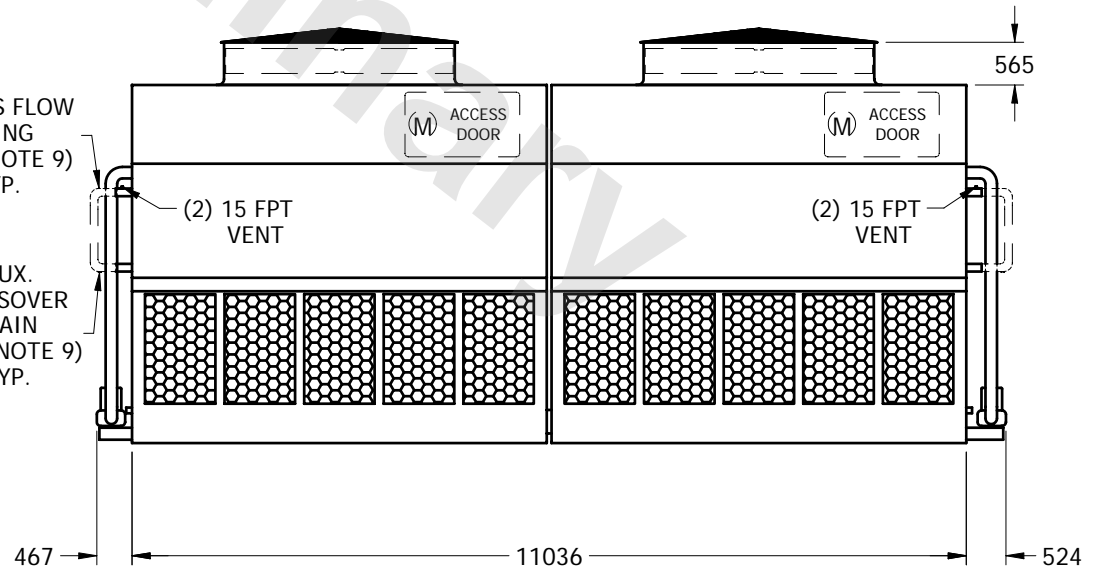
PLAN VIEW



FACE 1

SERIES FLOW PIPING (SEE NOTE 9) TYP.

AUX. CROSSOVER DRAIN (SEE NOTE 9) TYP.



FACE 2

SHIPPING WEIGHT	26380	kg +	OPERATING WEIGHT	40910	kg	HEAVIEST SECTION WEIGHT	11405	kg	NO. OF SHIPPING SECTIONS	4
-----------------	-------	------	------------------	-------	----	-------------------------	-------	----	--------------------------	---