

EVAPCO, INC.

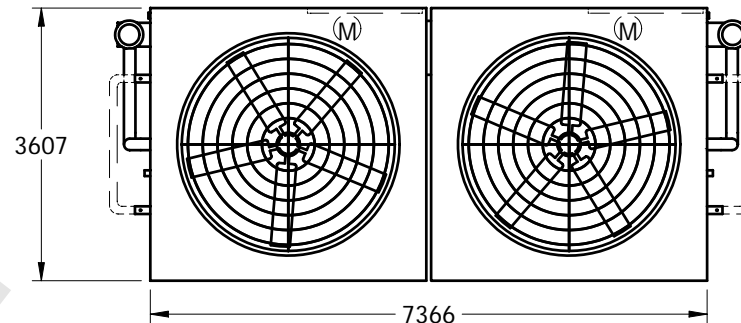


| | | | | | | | | | | |
|------|-----------------------|---------|--------------------|-------|-----|--------|-------------------|------|------|----------|
| UNIT | CLOSED CIRCUIT COOLER | MODEL # | eco-ATWB 10-3J36-Z | SCALE | NTS | DWG. # | W2122406-MRC-LFSF | REV. | DATE | SERIAL # |
|------|-----------------------|---------|--------------------|-------|-----|--------|-------------------|------|------|----------|

NOTES:

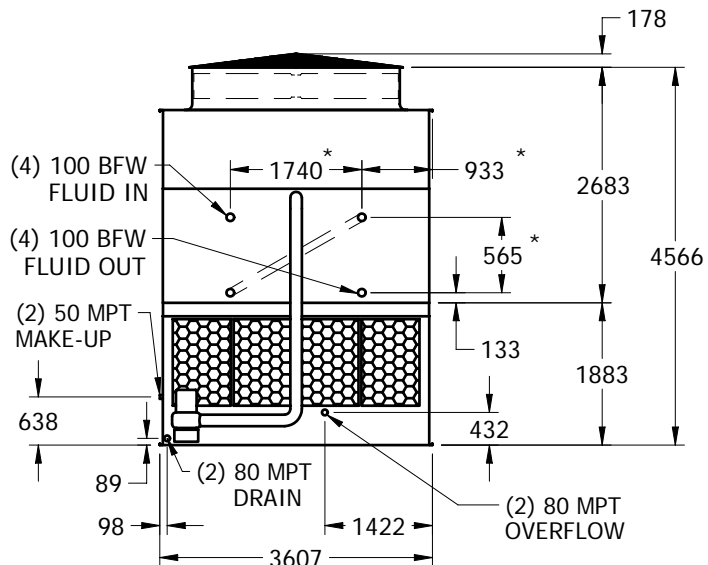
1. (M)- FAN MOTOR LOCATION
2. HEAVIEST SECTION IS UPPER SECTION
3. MPT DENOTES MALE PIPE THREAD
FPT DENOTES FEMALE PIPE THREAD
BFW DENOTES BEVELED FOR WELDING
4. + UNIT WEIGHT DOES NOT INCLUDE ACCESSORIES (SEE SEPARATE DRAWINGS FOR ACCESSORIES)
5. 19mm DIA. MOUNTING HOLES. REFER TO RECOMMENDED STEEL SUPPORT DRAWING
6. MAKE-UP WATER PRESSURE-137 kPa MIN, 344 kPa MAX
7. * - APPROXIMATE DIMENSIONS DO NOT USE FOR PRE-FABRICATION OF CONNECTING PIPING
8. MAKE-UP IS LOCATED 121mm FROM EACH CONNECTION END
9. SERIES FLOW PIPING AND AUX. CROSSOVER DRAIN BY OTHERS

FACE 1



FACE 2

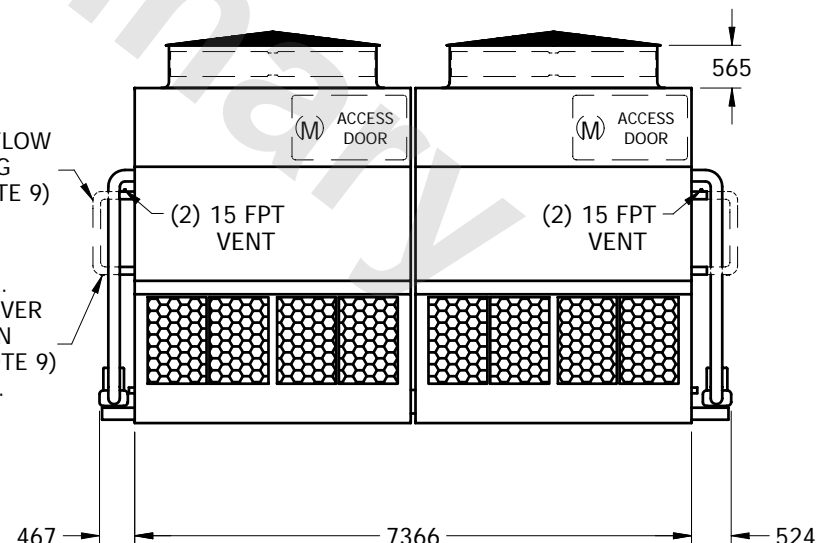
PLAN VIEW



FACE 1

SERIES FLOW PIPING (SEE NOTE 9) TYP.

AUX. CROSSOVER DRAIN (SEE NOTE 9) TYP.



FACE 2

| | | | | | | | | | | |
|-----------------|-------|------|------------------|-------|----|-------------------------|------|----|--------------------------|---|
| SHIPPING WEIGHT | 13540 | kg + | OPERATING WEIGHT | 21590 | kg | HEAVIEST SECTION WEIGHT | 5615 | kg | NO. OF SHIPPING SECTIONS | 4 |
|-----------------|-------|------|------------------|-------|----|-------------------------|------|----|--------------------------|---|