

# EVAPCO, INC.

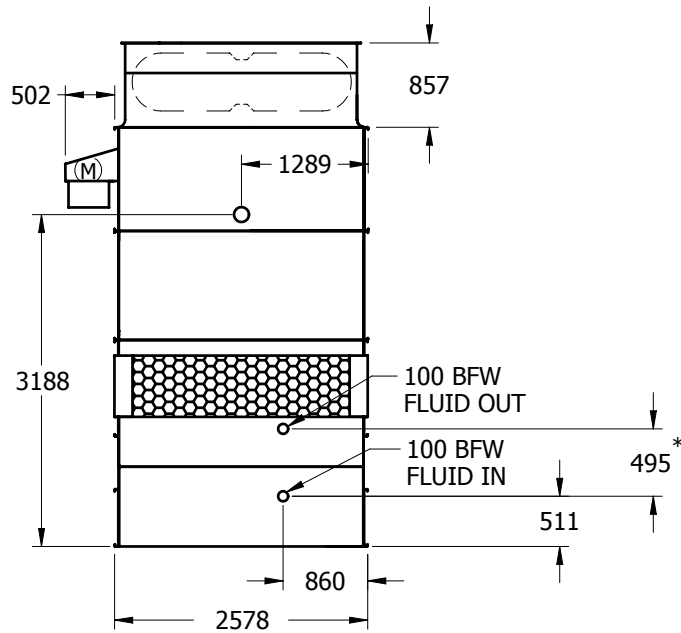
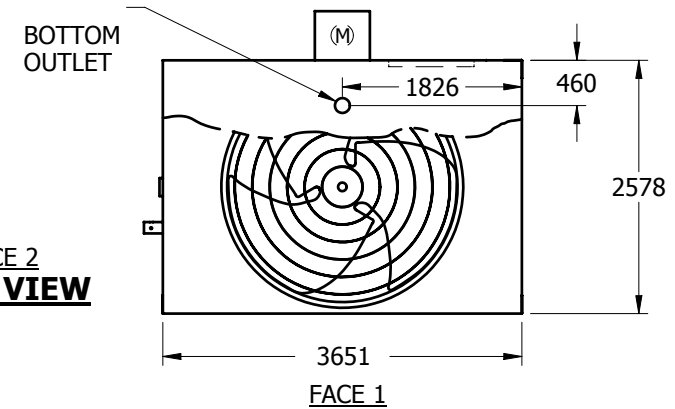


UNIT	<b>CLOSED CIRCUIT COOLER</b>	MODEL #	eco-ATWB 10-3K36-Z	SCALE	NTS	DWG. #	WZ09123606-MRA-SRL	REV.		DATE	6/13/2025	SERIAL #	
------	------------------------------	---------	--------------------	-------	-----	--------	--------------------	------	--	------	-----------	----------	--

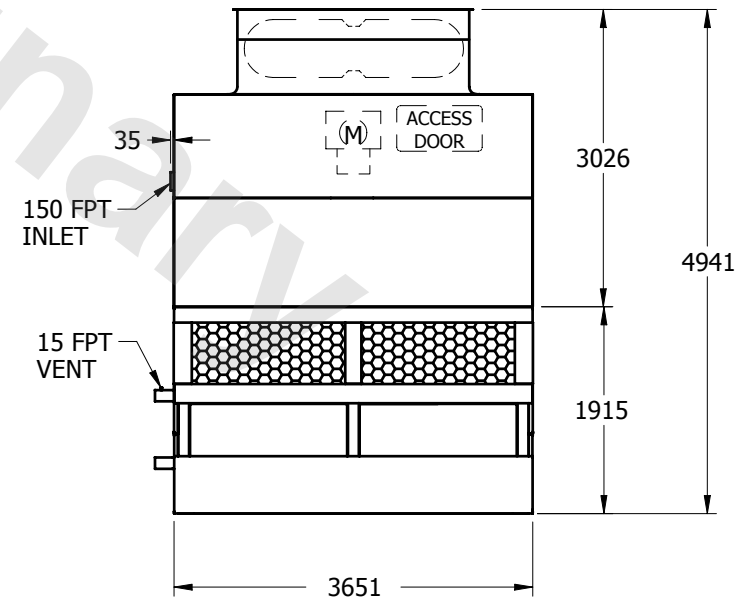
## NOTES:

1. (M) - FAN MOTOR LOCATION
2. HEAVIEST SECTION IS LOWER SECTION
3. MPT DENOTES MALE PIPE THREAD  
FPT DENOTES FEMALE PIPE THREAD  
BFW DENOTES BEVELED FOR WELDING
4. † UNIT WEIGHT DOES NOT INCLUDE ACCESSORIES (SEE SEPARATE DRAWINGS FOR ACCESSORIES)
5. 19mm DIA. MOUNTING HOLES. REFER TO RECOMMENDED STEEL SUPPORT DRAWING
6. THE SPRAY PUMP SHOULD BE SIZED FOR 50 L/S AND 28 kPa AT THE INLET CONNECTION
7. \* - APPROXIMATE DIMENSIONS DO NOT USE FOR PRE-FABRICATION OF CONNECTING PIPING

**FACE 2  
PLAN VIEW**



**FACE 2**



**FACE 1**

SHIPPING WEIGHT	4645	kg	+	OPERATING WEIGHT	6055	kg	HEAVIEST SECTION WEIGHT	2920	kg	NO. OF SHIPPING SECTIONS	2
-----------------	------	----	---	------------------	------	----	-------------------------	------	----	--------------------------	---