

EVAPCO, INC.



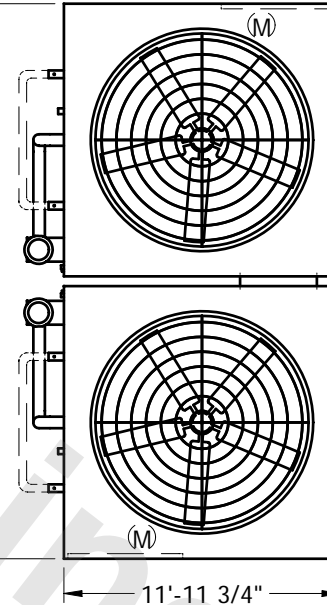
UNIT	CLOSED CIRCUIT COOLER	MODEL #	eco-ATWB 10-5J36-Z	SCALE	NTS	DWG. #	W2241206-ERB-LFSF	REV.		DATE	6/24/2025	SERIAL #	
------	-----------------------	---------	--------------------	-------	-----	--------	-------------------	------	--	------	-----------	----------	--

NOTES:

1. (M)- FAN MOTOR LOCATION
2. HEAVIEST SECTION IS UPPER SECTION
3. MPT DENOTES MALE PIPE THREAD
FPT DENOTES FEMALE PIPE THREAD
BFW DENOTES BEVELED FOR WELDING
4. + UNIT WEIGHT DOES NOT INCLUDE ACCESSORIES (SEE SEPARATE DRAWINGS FOR ACCESSORIES)
5. 3/4" DIA. MOUNTING HOLES. REFER TO RECOMMENDED STEEL SUPPORT DRAWING
6. MAKE-UP WATER PRESSURE-20 psi MIN, 50 psi MAX
7. * - APPROXIMATE DIMENSIONS DO NOT USE FOR PRE-FABRICATION OF CONNECTING PIPING
8. SERIES FLOW PIPING AND AUX. Crossover DRAIN BY OTHERS

FACE 1

24'-1 1/8"

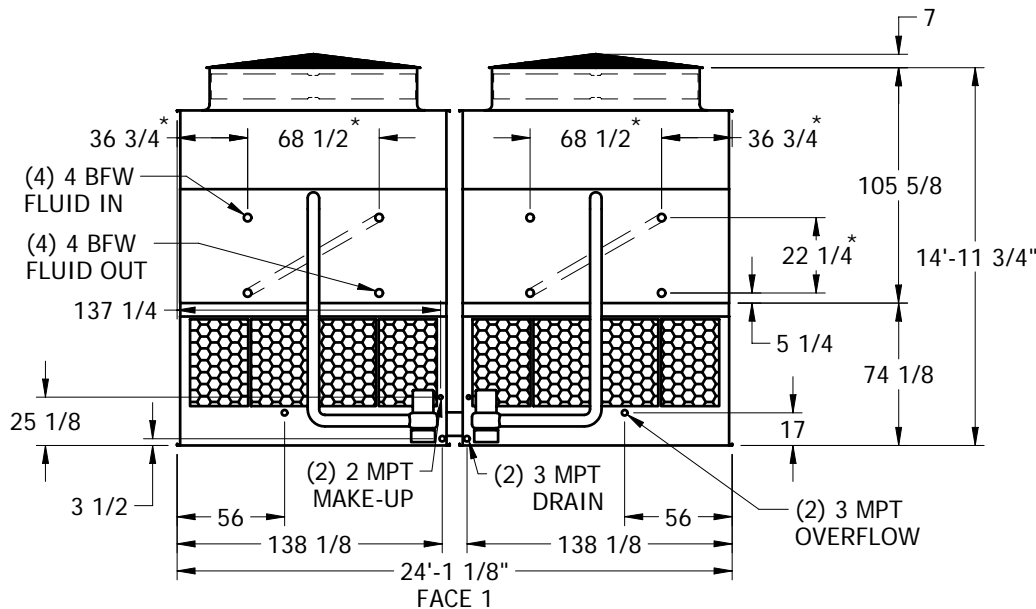
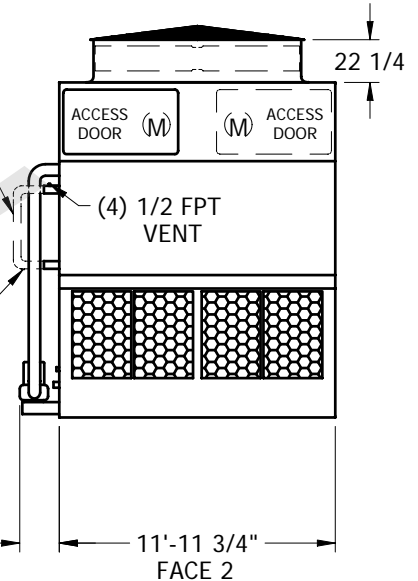


FACE 2

PLAN VIEW

SERIES FLOW PIPING (SEE NOTE 8)

AUX. Crossover DRAIN (SEE NOTE 8)



SHIPPING WEIGHT	29820	lbs. +	OPERATING WEIGHT	47560	lbs.	HEAVIEST SECTION WEIGHT	12370	lbs.	NO. OF SHIPPING SECTIONS	4
-----------------	-------	--------	------------------	-------	------	-------------------------	-------	------	--------------------------	---