

EVAPCO, INC.

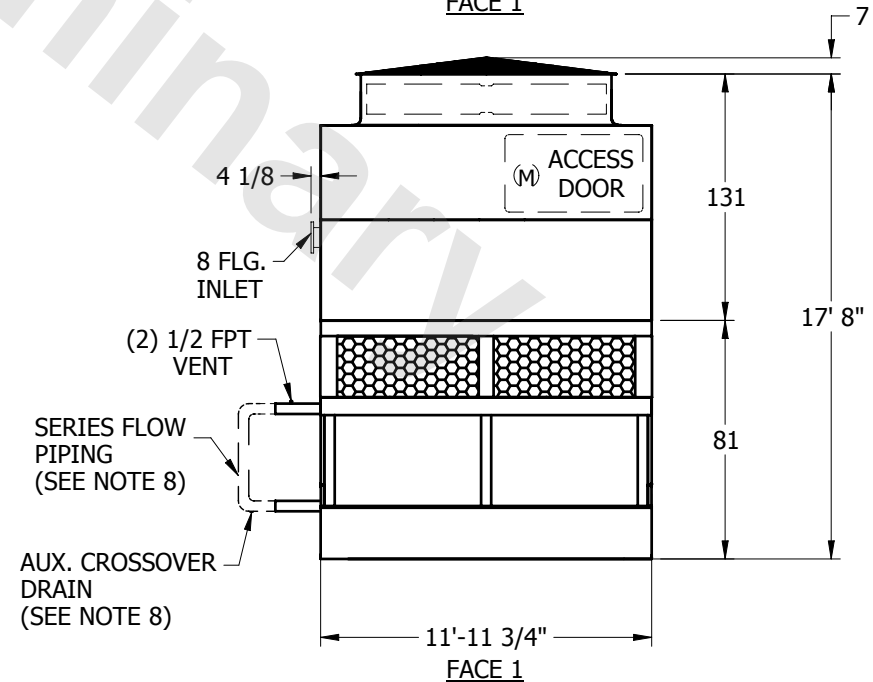
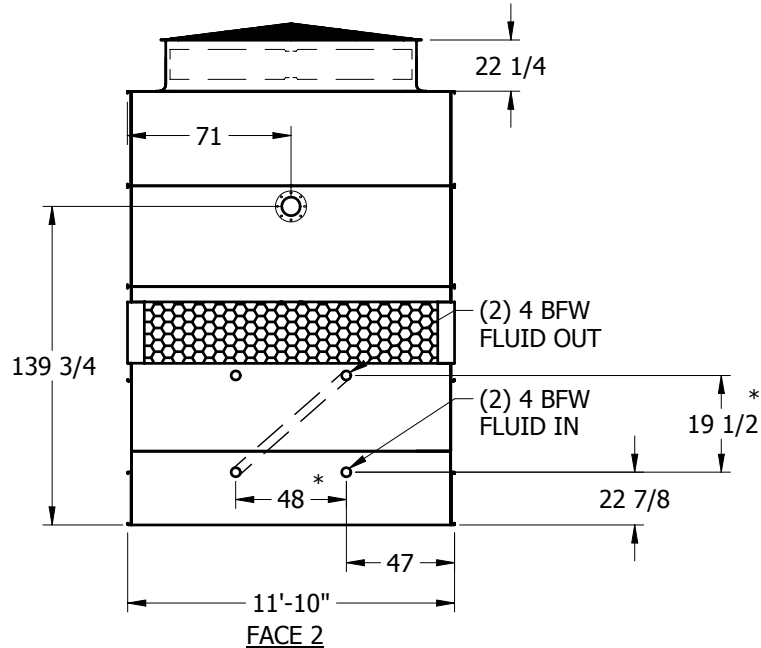
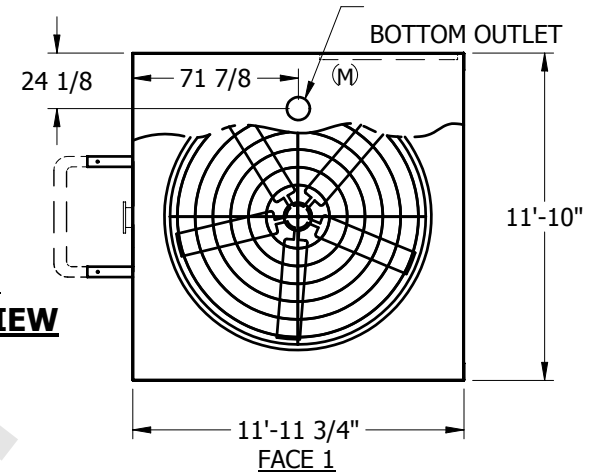


UNIT	CLOSED CIRCUIT COOLER	MODEL #	eco-ATWB 9-6L11	SCALE	NTS	DWG. #	WZ12124806-ERA-LFSR	REV.		DATE	12/13/2025	SERIAL #	
------	------------------------------	---------	-----------------	-------	-----	--------	---------------------	------	--	------	------------	----------	--

NOTES:

1. (M) - FAN MOTOR LOCATION
2. HEAVIEST SECTION IS LOWER SECTION
3. MPT DENOTES MALE PIPE THREAD
FPT DENOTES FEMALE PIPE THREAD
BFW DENOTES BEVELED FOR WELDING
4. + UNIT WEIGHT DOES NOT INCLUDE ACCESSORIES (SEE SEPARATE DRAWINGS FOR ACCESSORIES)
5. 3/4" DIA. MOUNTING HOLES. REFER TO RECOMMENDED STEEL SUPPORT DRAWING
6. THE SPRAY PUMP SHOULD BE SIZED FOR 1030 GPM AND 4.5 PSIG AT THE INLET CONNECTION
7. * - APPROXIMATE DIMENSIONS DO NOT USE FOR PRE-FABRICATION OF CONNECTING PIPING
8. SERIES FLOW PIPING AND AUX. CROSSOVER DRAIN BY OTHERS

**FACE 2
PLAN VIEW**



SHIPPING WEIGHT	15675	lbs. +	OPERATING WEIGHT	19195	lbs.	HEAVIEST SECTION WEIGHT	9295	lbs.	NO. OF SHIPPING SECTIONS	2
-----------------	-------	--------	------------------	-------	------	-------------------------	------	------	--------------------------	---