

# EVAPCO, INC.

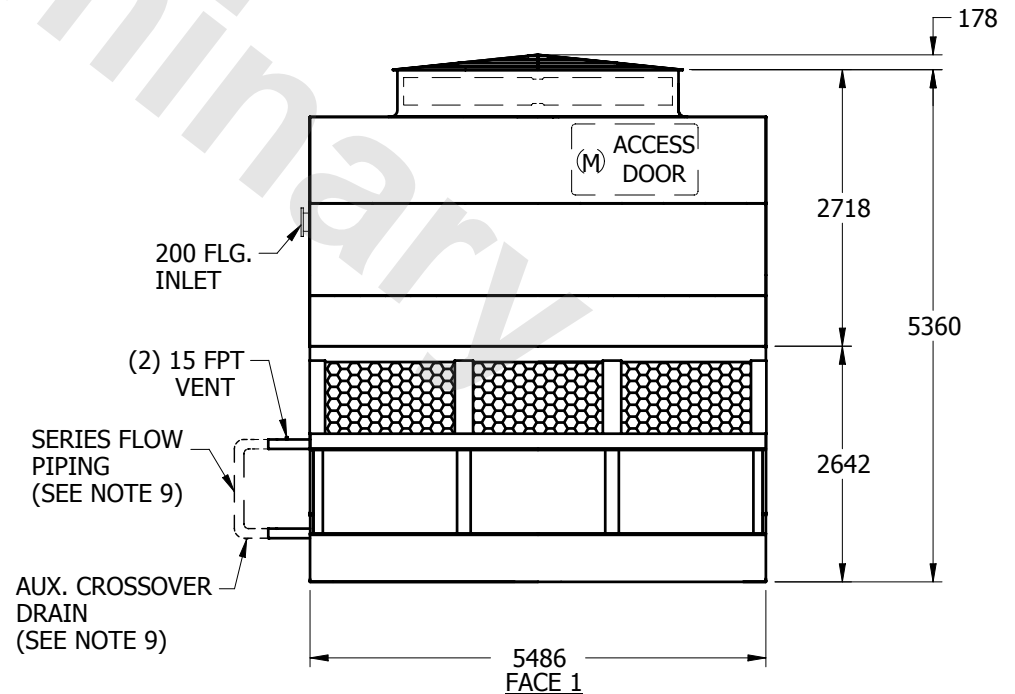
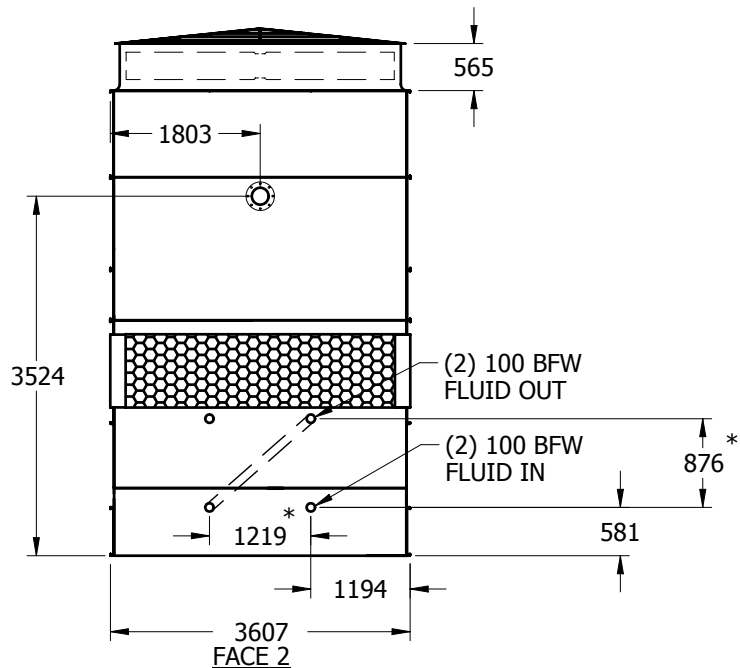
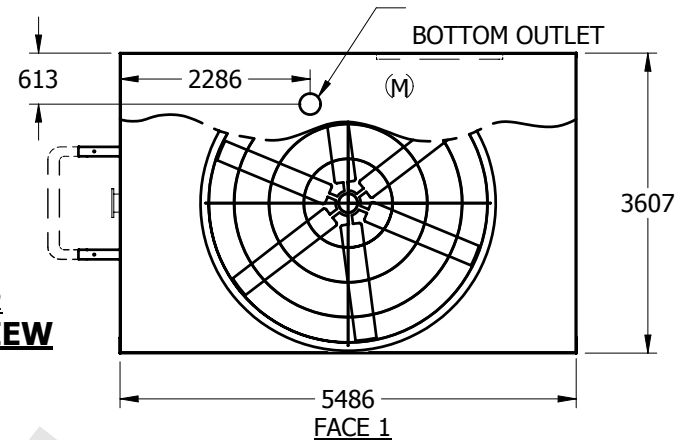


UNIT	<b>CLOSED CIRCUIT COOLER</b>	MODEL #	eco-ATWB 9-6M12	SCALE	NTS	DWG. #	WZ12182410-MRA-LFSR	REV.		DATE	6/14/2025	SERIAL #	
------	------------------------------	---------	-----------------	-------	-----	--------	---------------------	------	--	------	-----------	----------	--

## NOTES:

1. (M) - FAN MOTOR LOCATION
2. HEAVIEST SECTION IS LOWER SECTION
3. MPT DENOTES MALE PIPE THREAD  
FPT DENOTES FEMALE PIPE THREAD  
BFW DENOTES BEVELED FOR WELDING
4. † UNIT WEIGHT DOES NOT INCLUDE ACCESSORIES (SEE SEPARATE DRAWINGS FOR ACCESSORIES)
5. 19mm DIA. MOUNTING HOLES. REFER TO RECOMMENDED STEEL SUPPORT DRAWING
6. THE SPRAY PUMP SHOULD BE SIZED FOR 79 L/S AND 31 kPa AT THE INLET CONNECTION
7. \* - APPROXIMATE DIMENSIONS DO NOT USE FOR PRE-FABRICATION OF CONNECTING PIPING
8. SERIES FLOW PIPING AND AUX. CROSSOVER DRAIN BY OTHERS

**FACE 2  
PLAN VIEW**



SHIPPING WEIGHT	11420	kg	+	OPERATING WEIGHT	14805	kg	HEAVIEST SECTION WEIGHT	8160	kg	NO. OF SHIPPING SECTIONS	2
-----------------	-------	----	---	------------------	-------	----	-------------------------	------	----	--------------------------	---