

EVAPCO, INC.



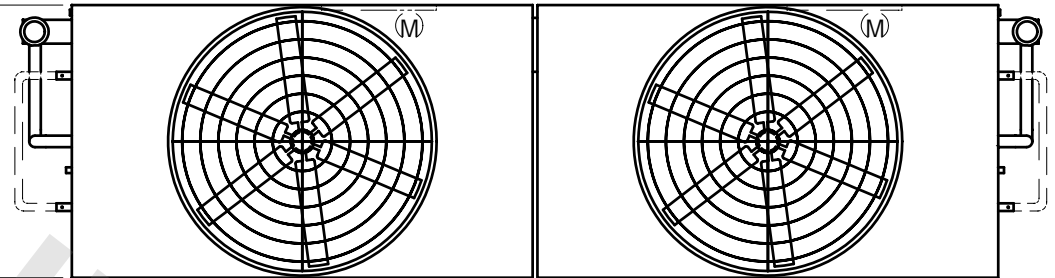
UNIT	CLOSED CIRCUIT COOLER	MODEL #	eco-ATWB 10-5M24	SCALE	NTS	DWG. #	W2124008-ERB-LFSF	REV.		DATE	6/15/2025	SERIAL #	
------	-----------------------	---------	------------------	-------	-----	--------	-------------------	------	--	------	-----------	----------	--

NOTES:

1. (M)- FAN MOTOR LOCATION
2. HEAVIEST SECTION IS UPPER SECTION
3. MPT DENOTES MALE PIPE THREAD
FPT DENOTES FEMALE PIPE THREAD
BFW DENOTES BEVELED FOR WELDING
4. + UNIT WEIGHT DOES NOT INCLUDE ACCESSORIES (SEE SEPARATE DRAWINGS FOR ACCESSORIES)
5. 3/4" DIA. MOUNTING HOLES. REFER TO RECOMMENDED STEEL SUPPORT DRAWING
6. MAKE-UP WATER PRESSURE-20 psi MIN, 50 psi MAX
7. * - APPROXIMATE DIMENSIONS DO NOT USE FOR PRE-FABRICATION OF CONNECTING PIPING
8. MAKE-UP IS LOCATED 4 3/4" FROM EACH CONNECTION END
9. SERIES FLOW PIPING AND AUX. CROSSOVER DRAIN BY OTHERS

FACE 1

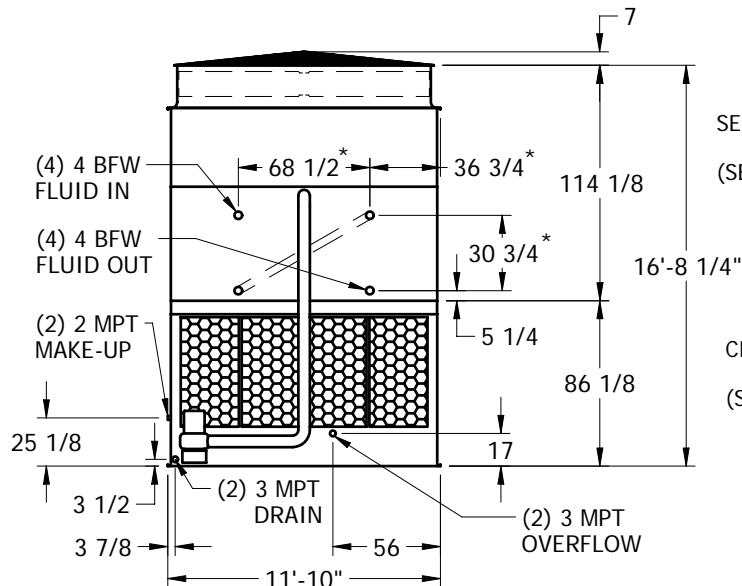
11'-10"



40'-2 1/2"

FACE 2

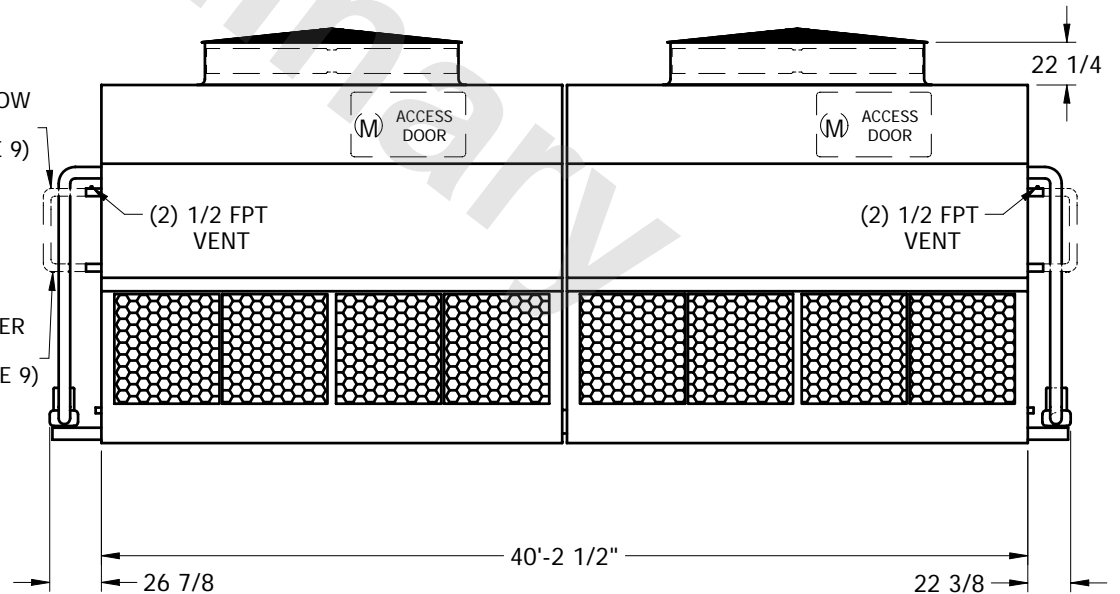
PLAN VIEW



FACE 1

SERIES FLOW PIPING
(SEE NOTE 9)
TYP.

AUX.
CROSSOVER
DRAIN
(SEE NOTE 9)
TYP.



FACE 2

SHIPPING WEIGHT	56120	lbs. +	OPERATING WEIGHT	88920	lbs.	HEAVIEST SECTION WEIGHT	23650	lbs.	NO. OF SHIPPING SECTIONS	4
-----------------	-------	--------	------------------	-------	------	-------------------------	-------	------	--------------------------	---