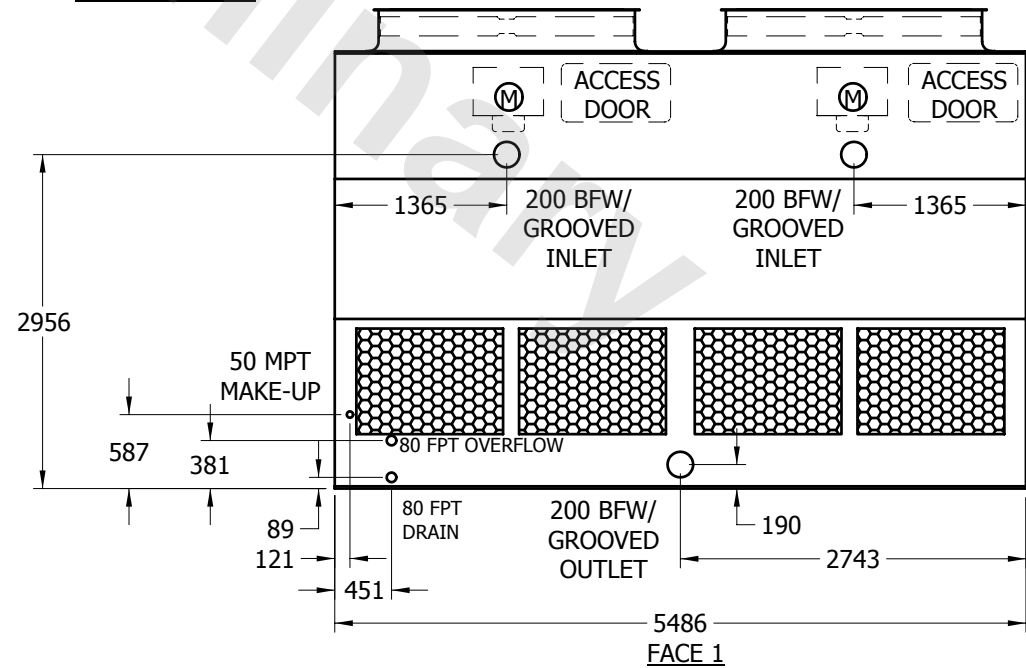
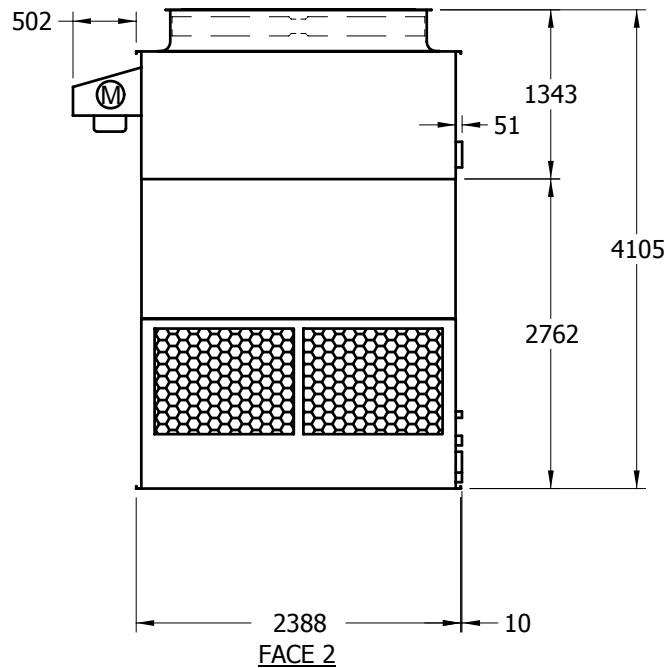
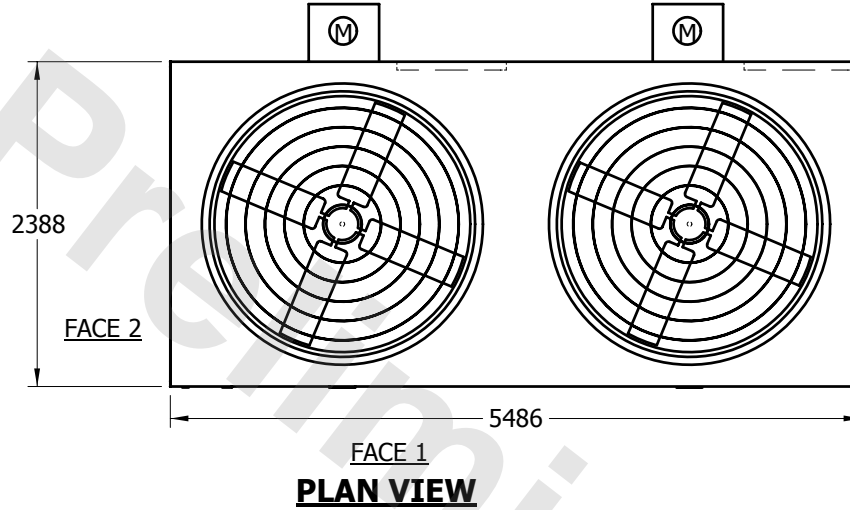


EVAPCO, INC.



UNIT	COOLING TOWER	MODEL #	eco-ATWB-H 16-4H12-Z-C22	SCALE	NTS	DWG. #	T22M1848-MRB-ST	REV.		DATE	5/18/2026	SERIAL #	
-------------	----------------------	----------------	--------------------------	--------------	-----	---------------	-----------------	-------------	--	-------------	-----------	-----------------	--

- NOTES:
1. (M)- FAN MOTOR LOCATION
 2. HEAVIEST SECTION IS LOWER SECTION
 3. MPT DENOTES MALE PIPE THREAD
FPT DENOTES FEMALE PIPE THREAD
BFW DENOTES BEVELED FOR WELDING
 4. + UNIT WEIGHT DOES NOT INCLUDE ACCESSORIES (SEE SEPARATE DRAWINGS FOR ACCESSORIES)
 5. 19mm DIA. MOUNTING HOLES. REFER TO RECOMMENDED STEEL SUPPORT DRAWING
 6. MAKE-UP WATER PRESSURE-137 kPa MIN, 344 kPa MAX



SHIPPING WEIGHT	3615	kg +	OPERATING WEIGHT	6135	kg	HEAVIEST SECTION WEIGHT	2075	kg	NO. OF SHIPPING SECTIONS	2
------------------------	------	-------------	-------------------------	------	-----------	--------------------------------	------	-----------	---------------------------------	---