

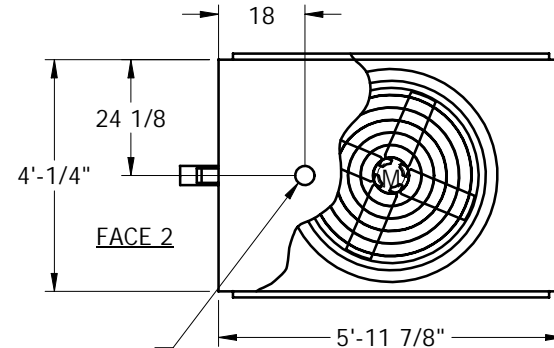
EVAPCO, INC.



UNIT	CLOSED CIRCUIT COOLER	MODEL #	eco-ATWB-H 9-4I12-Z-U12	SCALE	NTS	DWG. #	W2040606-ERE-RS	REV.		DATE	6/8/2025	SERIAL #	
------	-----------------------	---------	-------------------------	-------	-----	--------	-----------------	------	--	------	----------	----------	--

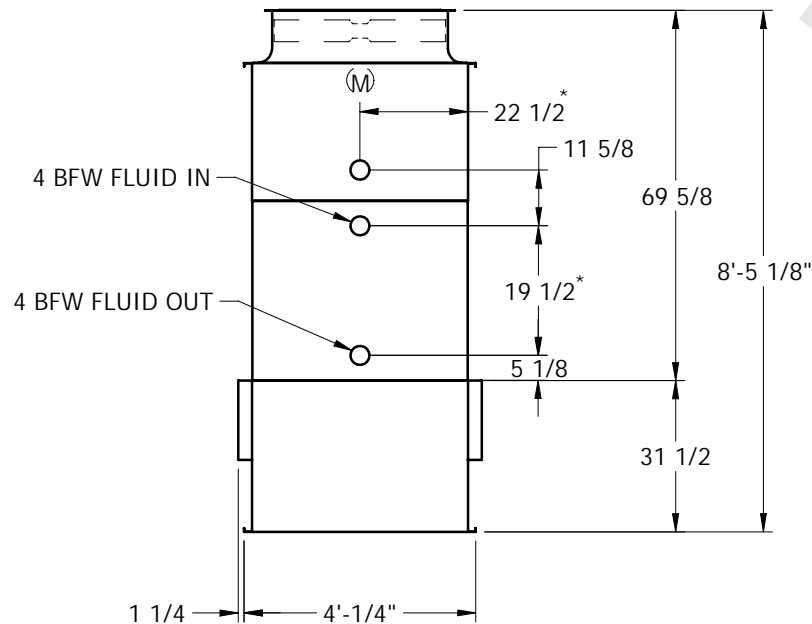
NOTES:

1. (M)- FAN MOTOR LOCATION
2. HEAVIEST SECTION IS UPPER SECTION
3. MPT DENOTES MALE PIPE THREAD
FPT DENOTES FEMALE PIPE THREAD
BFW DENOTES BEVELED FOR WELDING
4. + UNIT WEIGHT DOES NOT INCLUDE ACCESSORIES (SEE SEPARATE DRAWINGS FOR ACCESSORIES)
5. 3/4" DIA. MOUNTING HOLES. REFER TO RECOMMENDED STEEL SUPPORT DRAWING
6. THE SPRAY PUMP SHOULD BE SIZED FOR 135 GPM AND 2.0 PSIG AT THE INLET CONNECTION
7. *- APPROXIMATE DIMENSIONS DO NOT USE FOR PRE-FABRICATION OF CONNECTING PIPING

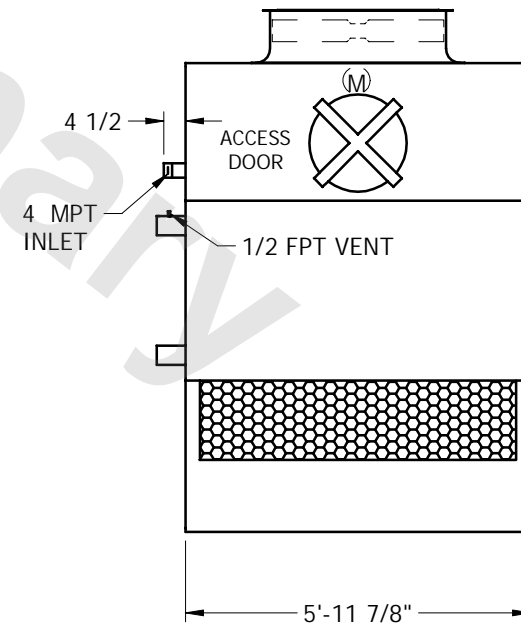


BOTTOM OUTLET

FACE 1
PLAN VIEW



FACE 2



FACE 1

SHIPPING WEIGHT	2690	lbs. +	OPERATING WEIGHT	3860	lbs.	HEAVIEST SECTION WEIGHT	2240	lbs.	NO. OF SHIPPING SECTIONS	2
-----------------	------	--------	------------------	------	------	-------------------------	------	------	--------------------------	---