

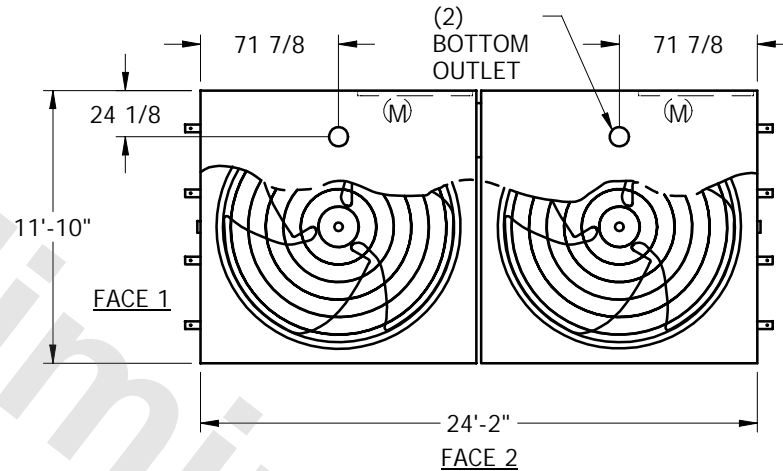
EVAPCO, INC.



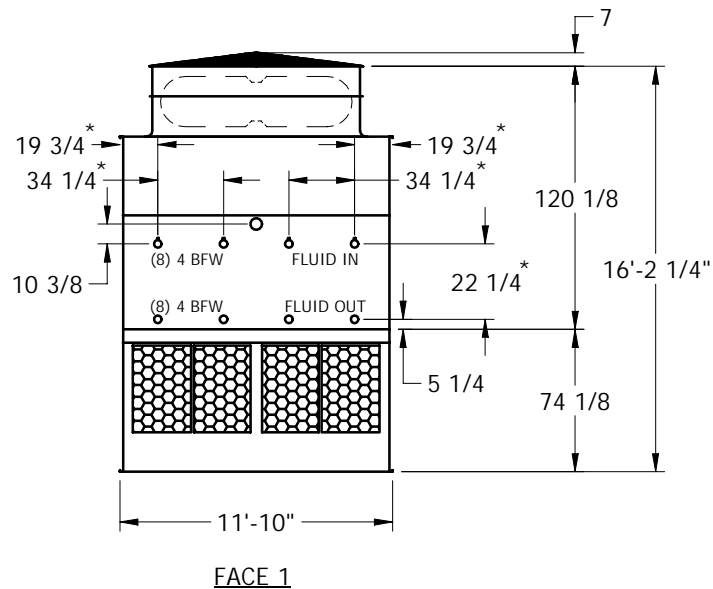
UNIT	CLOSED CIRCUIT COOLER	MODEL #	LRC 183	SCALE	NTS	DWG. #	W2122406-ERD-SLHR	REV.		DATE	6/16/2025	SERIAL #	
------	-----------------------	---------	---------	-------	-----	--------	-------------------	------	--	------	-----------	----------	--

NOTES:

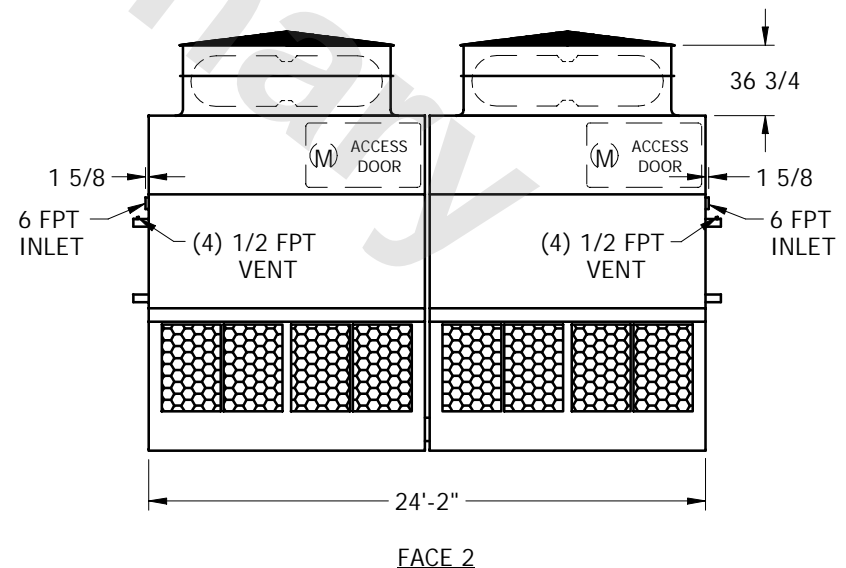
1. (M)- FAN MOTOR LOCATION
2. HEAVIEST SECTION IS UPPER SECTION
3. MPT DENOTES MALE PIPE THREAD
FPT DENOTES FEMALE PIPE THREAD
BFW DENOTES BEVELED FOR WELDING
4. + UNIT WEIGHT DOES NOT INCLUDE
ACCESSORIES (SEE SEPARATE DRAWINGS
FOR ACCESSORIES)
5. 3/4" DIA. MOUNTING HOLES. REFER TO
RECOMMENDED STEEL SUPPORT
DRAWING
6. THE SPRAY PUMP SHOULD BE SIZED FOR 1600
GPM AND 2.5 PSIG AT THE INLET CONNECTION
7. *- APPROXIMATE DIMENSIONS DO NOT USE
FOR PRE-FABRICATION OF CONNECTING
PIPING



PLAN VIEW



FACE 1



FACE 2

SHIPPING WEIGHT	30720	lbs. +	OPERATING WEIGHT	40640	lbs.	HEAVIEST SECTION WEIGHT	12810	lbs.	NO. OF SHIPPING SECTIONS	4
-----------------	-------	--------	------------------	-------	------	-------------------------	-------	------	--------------------------	---