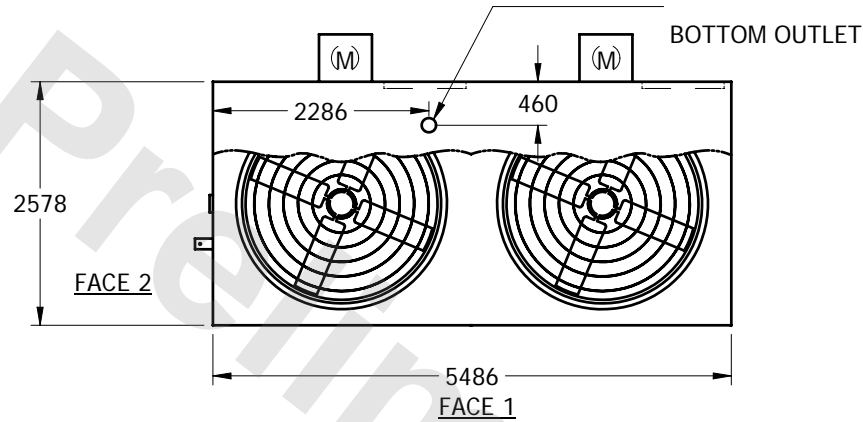


# EVAPCO, INC.

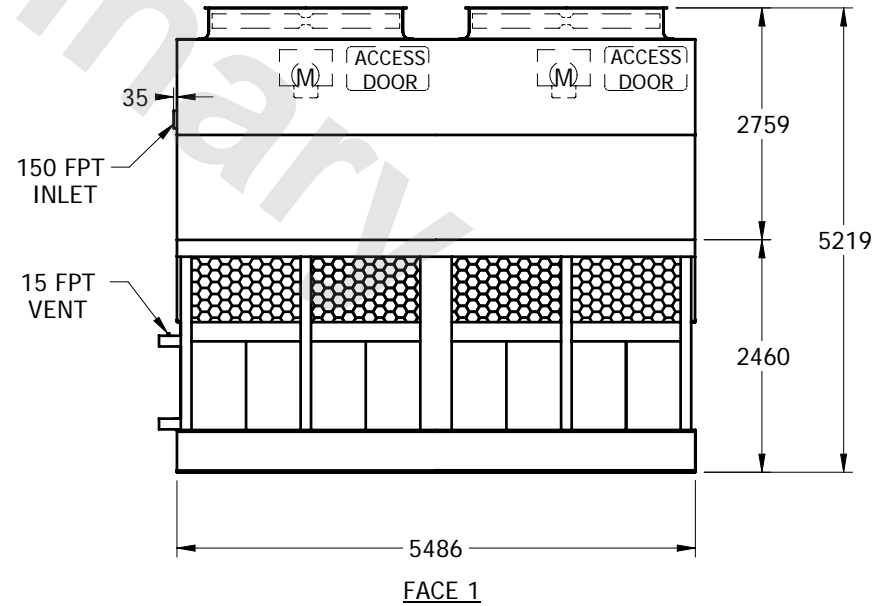
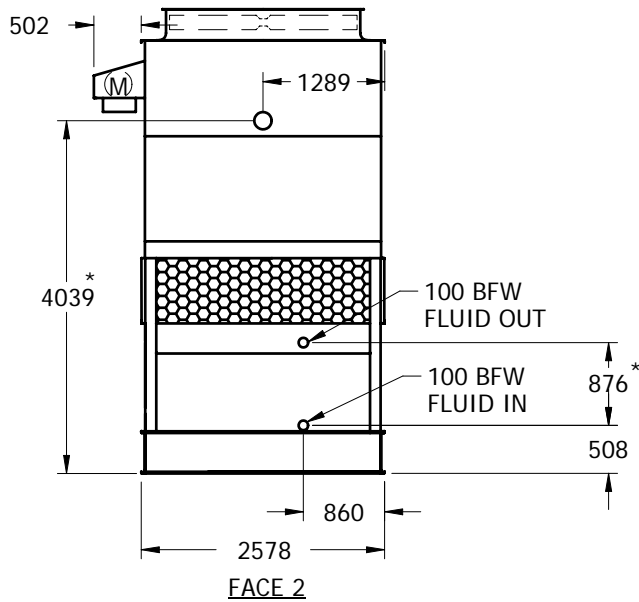


UNIT	<b>CLOSED CIRCUIT COOLER</b>	MODEL #	CAT 27-718	SCALE	NTS	DWG. #	WX09184810-MRD-RS	REV.		DATE	4/3/2026	SERIAL #	
------	------------------------------	---------	------------	-------	-----	--------	-------------------	------	--	------	----------	----------	--

- NOTES:
1. (M)- FAN MOTOR LOCATION
  2. HEAVIEST SECTION IS LOWER SECTION
  3. MPT DENOTES MALE PIPE THREAD  
FPT DENOTES FEMALE PIPE THREAD  
BFW DENOTES BEVELED FOR WELDING
  4. + UNIT WEIGHT DOES NOT INCLUDE ACCESSORIES (SEE SEPARATE DRAWINGS FOR ACCESSORIES)
  5. 19mm DIA. MOUNTING HOLES. REFER TO RECOMMENDED STEEL SUPPORT DRAWING
  6. THE SPRAY PUMP SHOULD BE SIZED FOR 52 L/S AND 28 kPa AT THE INLET CONNECTION
  7. \*- APPROXIMATE DIMENSIONS DO NOT USE FOR PRE-FABRICATION OF CONNECTING PIPING



**PLAN VIEW**



SHIPPING WEIGHT	8125	kg +	OPERATING WEIGHT	10675	kg	HEAVIEST SECTION WEIGHT	5195	kg	NO. OF SHIPPING SECTIONS	2
-----------------	------	------	------------------	-------	----	-------------------------	------	----	--------------------------	---