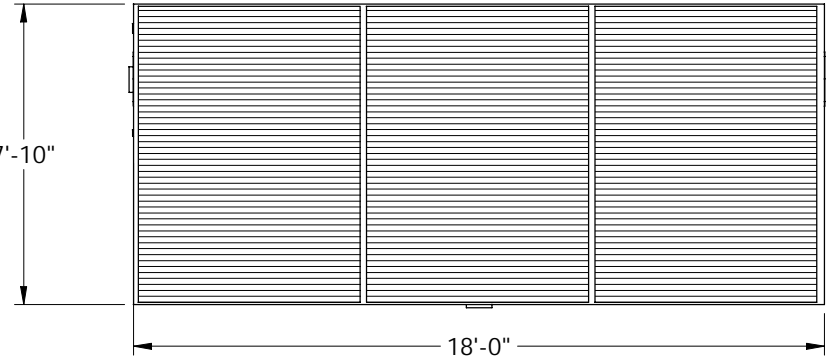


# EVAPCO, INC.

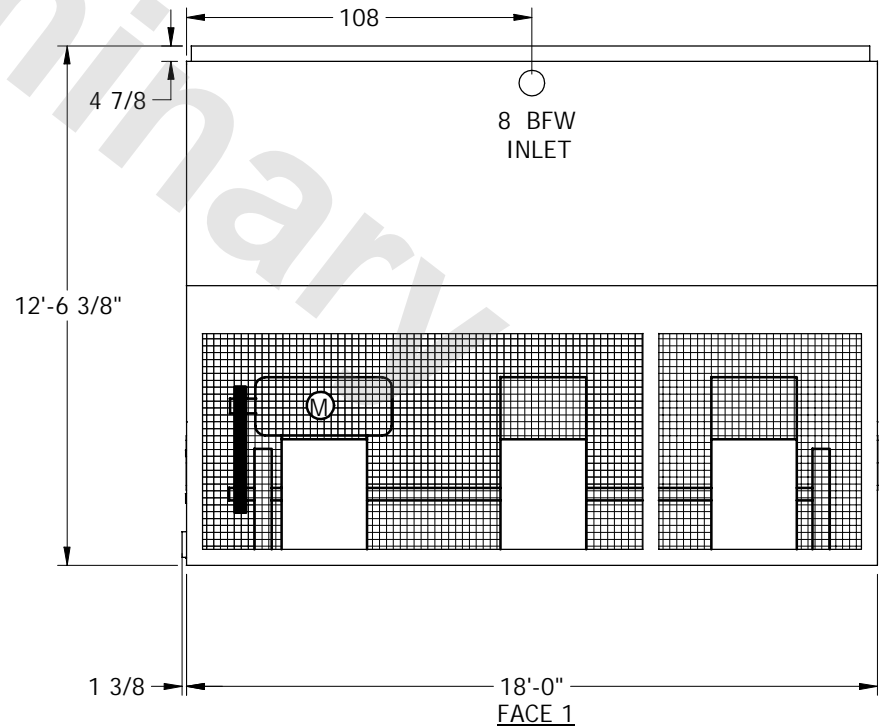
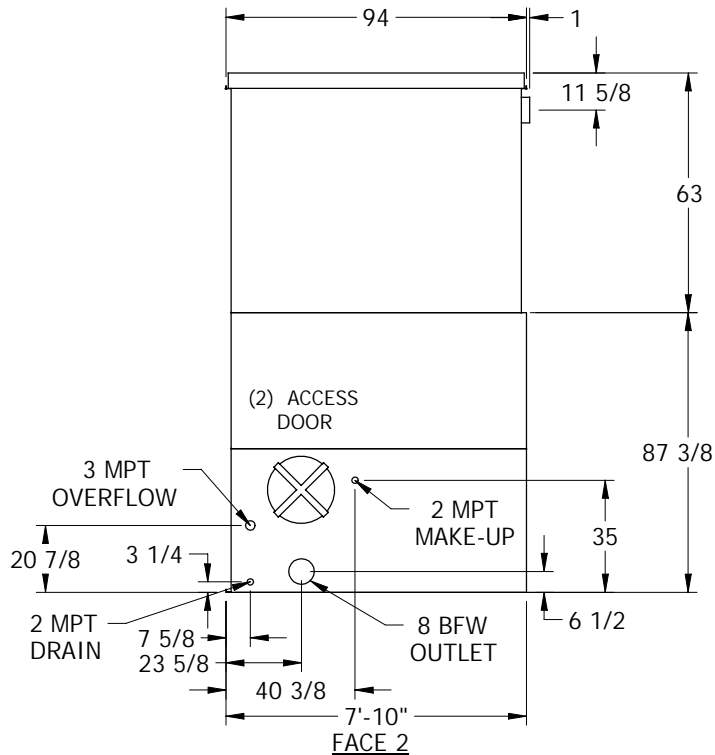
UNIT	COOLING TOWER	MODEL #	LSCE 200	SCALE	NTS	DWG. #	TLOP1812-ERD-ST	REV.		DATE	5/10/2026	SERIAL #	
------	---------------	---------	----------	-------	-----	--------	-----------------	------	--	------	-----------	----------	--

- NOTES:
1. (M) - FAN MOTOR LOCATION
  2. MAKE-UP WATER PRESSURE IS 20 psi MIN. 50 psi MAX.
  3. MPT DENOTES MALE PIPE THREAD  
FPT DENOTES FEMALE PIPE THREAD  
BFW DENOTES BEVELED FOR WELDING
  4. + UNIT WEIGHT DOES NOT INCLUDE ACCESSORIES (SEE SEPARATE DRAWINGS FOR ACCESSORIES)
  5. 3/4" DIA. MOUNTING HOLES. REFER TO RECOMMENDED STEEL SUPPORT DRAWING
  6. HEAVIEST SECTION IS LOWER SECTION

FACE 2 7'-10"



FACE 1  
**PLAN VIEW**



SHIPPING WEIGHT	8250	lbs. +	OPERATING WEIGHT	14300	lbs.	HEAVIEST SECTION WEIGHT	5110	lbs.	NO. OF SHIPPING SECTIONS	2
-----------------	------	--------	------------------	-------	------	-------------------------	------	------	--------------------------	---