

# EVAPCO, INC.



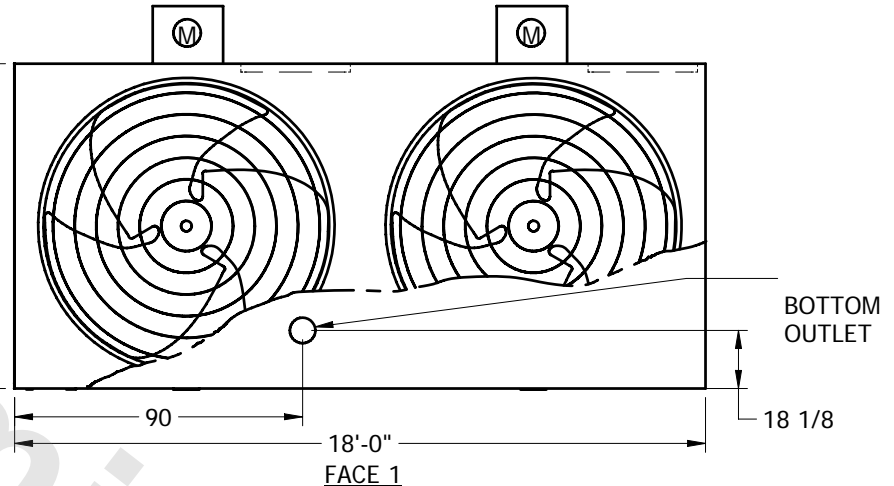
UNIT	COOLING TOWER	MODEL #	LSCE 755	SCALE	NTS	DWG. #	T2091824-ERB-SRL	REV.		DATE	7/16/2025	SERIAL #	
------	---------------	---------	----------	-------	-----	--------	------------------	------	--	------	-----------	----------	--

## NOTES:

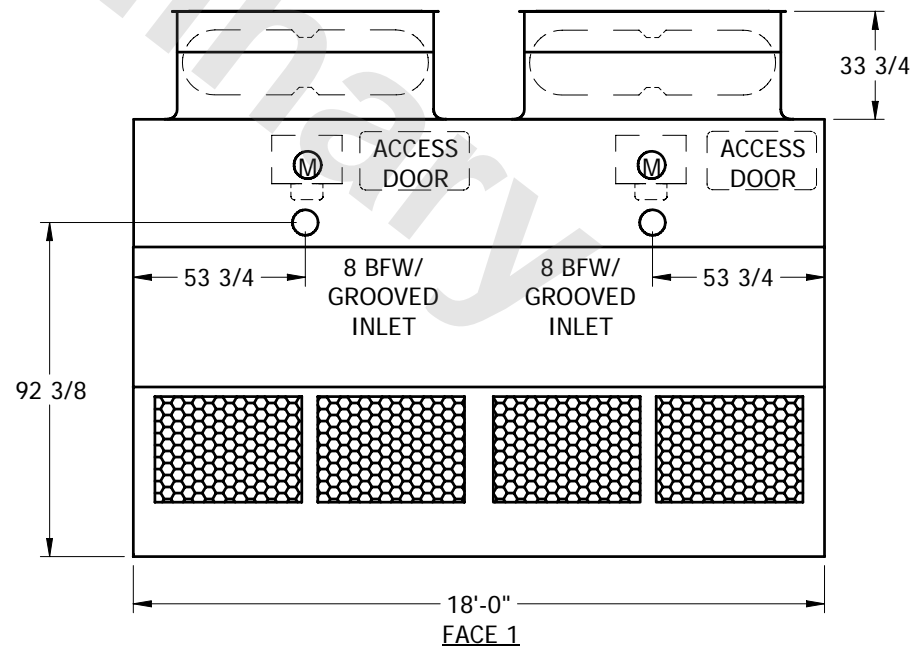
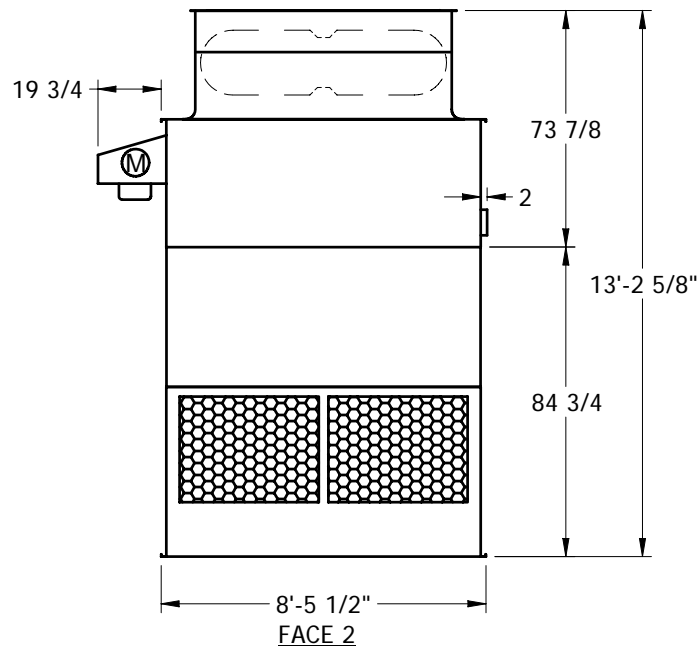
1. (M) - FAN MOTOR LOCATION
2. HEAVIEST SECTION IS UPPER SECTION
3. MPT DENOTES MALE PIPE THREAD  
FPT DENOTES FEMALE PIPE THREAD  
BFW DENOTES BEVELED FOR WELDING
4. + UNIT WEIGHT DOES NOT INCLUDE ACCESSORIES (SEE SEPARATE DRAWINGS FOR ACCESSORIES)
5. 3/4" DIA. MOUNTING HOLES. REFER TO RECOMMENDED STEEL SUPPORT DRAWING

FACE 2

8'-5 1/2"



PLAN VIEW



SHIPPING WEIGHT	8200	lbs. +	OPERATING WEIGHT	11820	lbs.	HEAVIEST SECTION WEIGHT	4360	lbs.	NO. OF SHIPPING SECTIONS	2
-----------------	------	--------	------------------	-------	------	-------------------------	------	------	--------------------------	---