

CONFIDENTIAL

This document is the property of Evapco, Inc. It should not be copied or disclosed without prior written authorization.

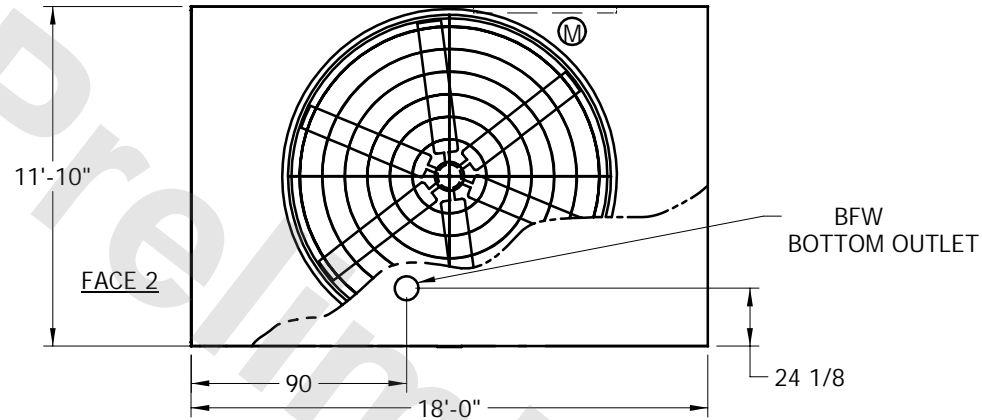
# EVAPCO, INC.



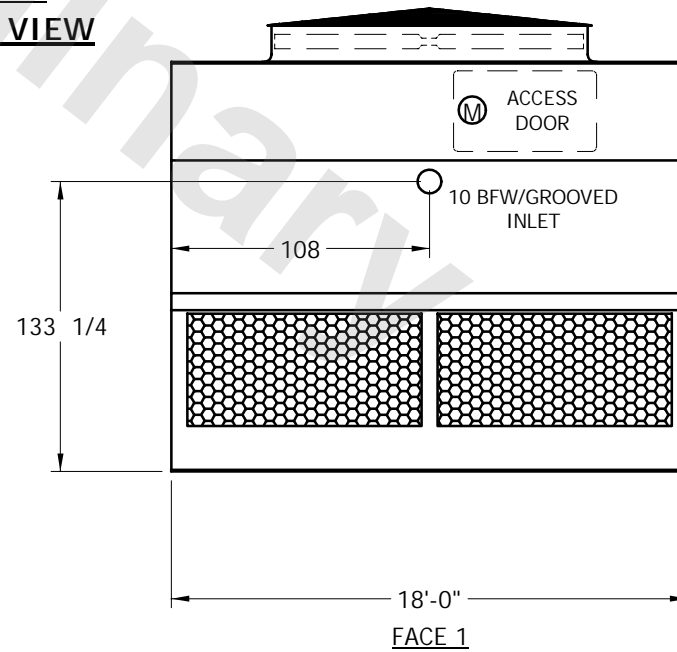
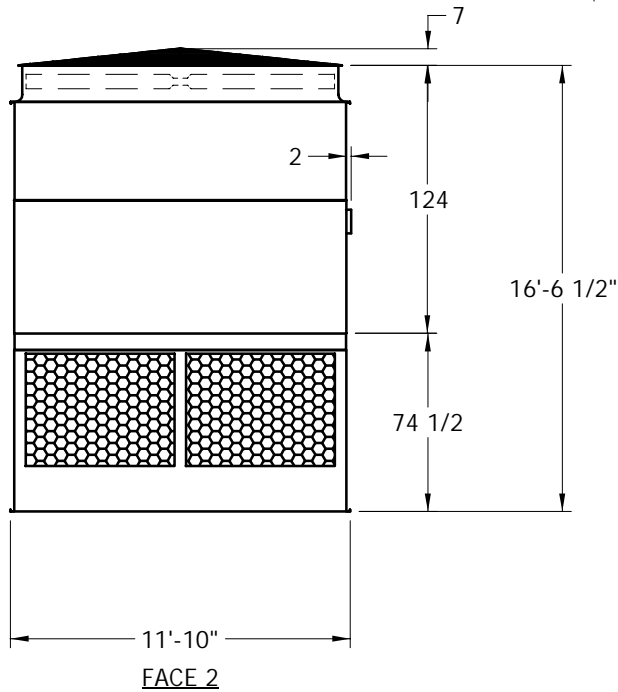
UNIT <b>COOLING TOWER</b>	MODEL #	SCALE NTS	DWG. # T2121848-ERB-RS	REV.	DATE	SERIAL #
------------------------------	---------	--------------	---------------------------	------	------	----------

**NOTES:**

1. (M) - FAN MOTOR LOCATION
2. HEAVIEST SECTION IS UPPER SECTION
3. MPT DENOTES MALE PIPE THREAD  
FPT DENOTES FEMALE PIPE THREAD  
BFW DENOTES BEVELED FOR WELDING
4. + UNIT WEIGHT DOES NOT INCLUDE ACCESSORIES (SEE SEPARATE DRAWINGS FOR ACCESSORIES)
5. 3/4" DIA. MOUNTING HOLES. REFER TO RECOMMENDED STEEL SUPPORT DRAWING



**FACE 1**  
**PLAN VIEW**



SHIPPING WEIGHT	12430	lbs. +	OPERATING WEIGHT	16210	lbs.	HEAVIEST SECTION WEIGHT	8870	lbs.	NO. OF SHIPPING SECTIONS	2
-----------------	-------	--------	------------------	-------	------	-------------------------	------	------	--------------------------	---