

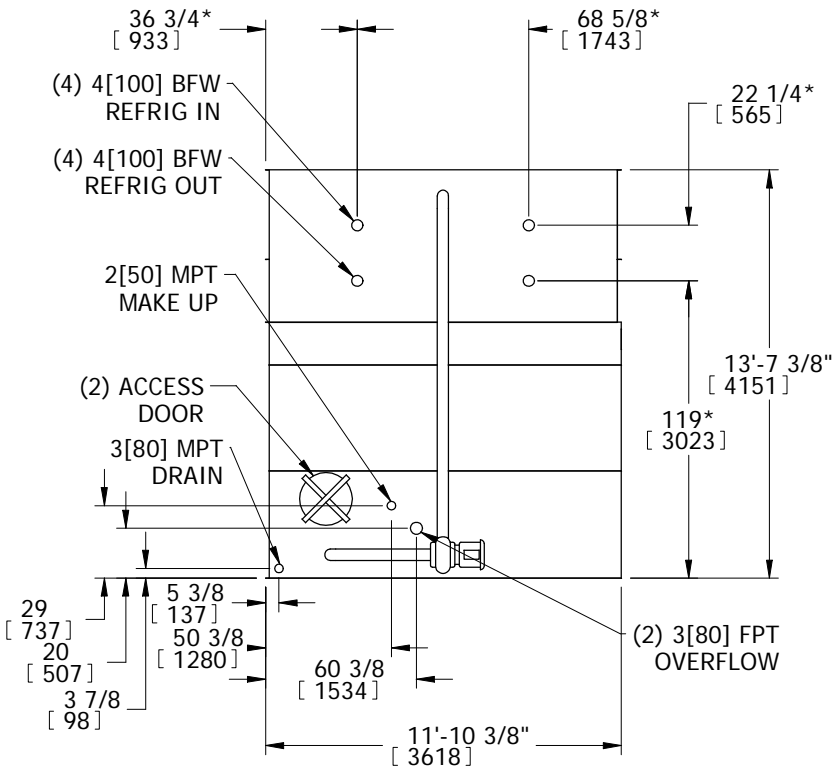
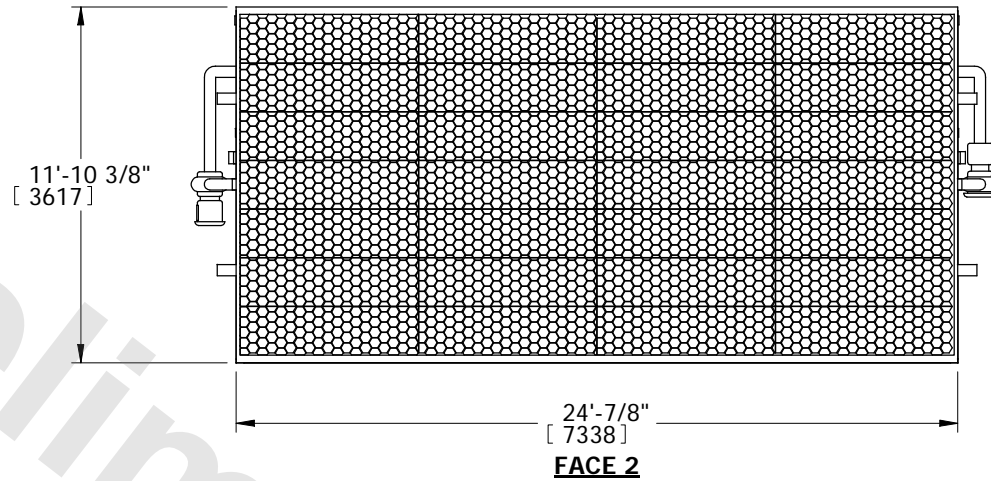
EVAPCO, INC.



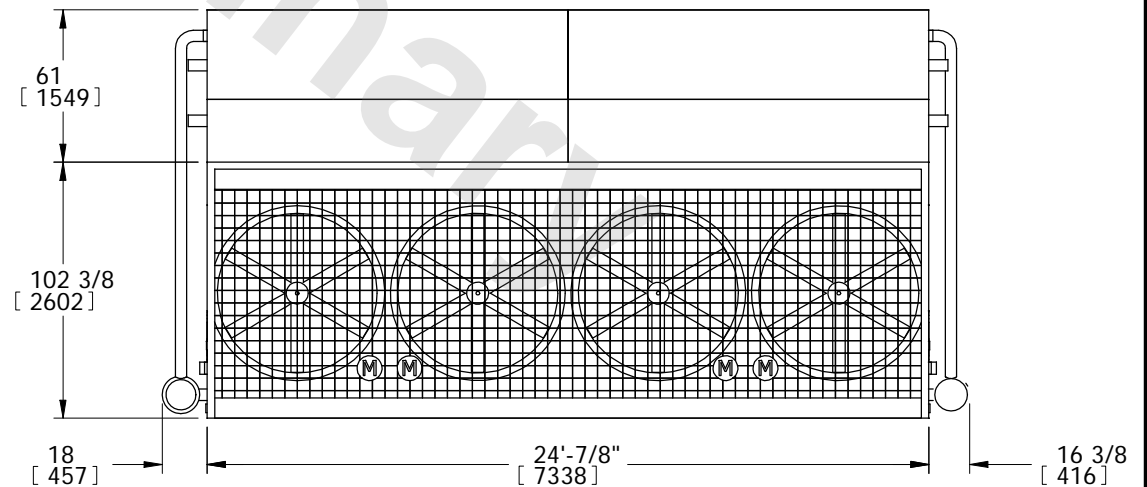
UNIT EVAPORATIVE CONDENSER	MODEL # PMC-989E	SCALE N.T.S.	DWG. # CE122406-DRC-ST	REV. -	DATE 7/4/2022	SERIAL #
--------------------------------------	---------------------	-----------------	---------------------------	-----------	------------------	----------

- NOTES:
- (M)- FAN MOTOR LOCATION
 - HEAVIEST SECTION IS UPPER SECTION
 - MPT DENOTES MALE PIPE THREAD
FPT DENOTES FEMALE PIPE THREAD
BFW DENOTES BEVELED FOR WELDING
 - +UNIT WEIGHT DOES NOT INCLUDE ACCESSORIES (SEE ACCESSORY DRAWINGS)
 - 3/4" DIA. MOUNTING HOLES. REFER TO RECOMMENDED STEEL SUPPORT DRAWING.
 - MAKE-UP WATER PRESSURE
20 psi MIN [137 kPa], 50 psi MAX [344 kPa]
 - * -APPROXIMATE DIMENSIONS DO NOT USE FOR PRE-FABRICATION OF CONNECTING PIPING
 - DIMENSIONS LISTED AS FOLLOWS: ENGLISH IN [METRIC] [mm]

**FACE 1
PLAN VIEW**



FACE 1



FACE 2

SHIPPING WEIGHT	29950 lbs+ [13585] kg+	OPERATING WEIGHT	41190 lbs+ [18683] kg+	HEAVIEST SECTION WEIGHT	10040 lbs+ [4554] kg+	NO. OF SHIPPING SECTIONS	3
-----------------	------------------------	------------------	------------------------	-------------------------	-----------------------	--------------------------	---