

CONFIDENTIAL

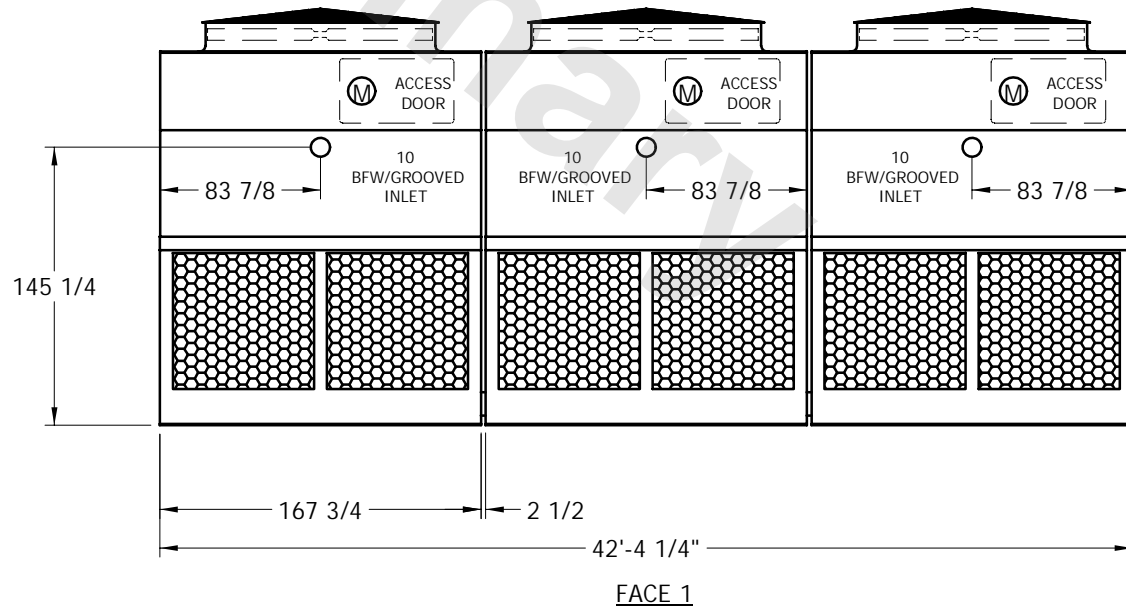
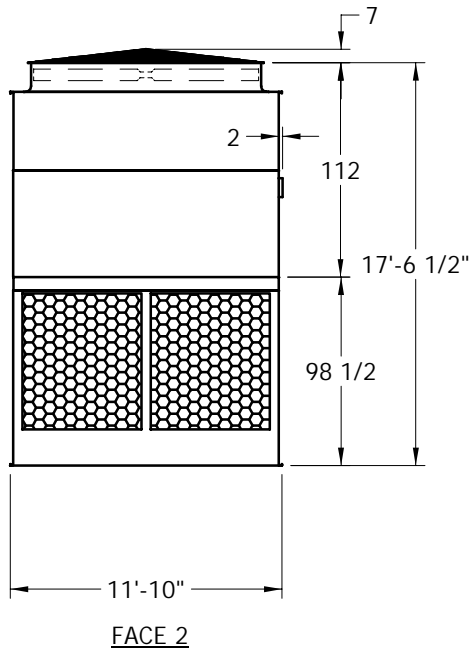
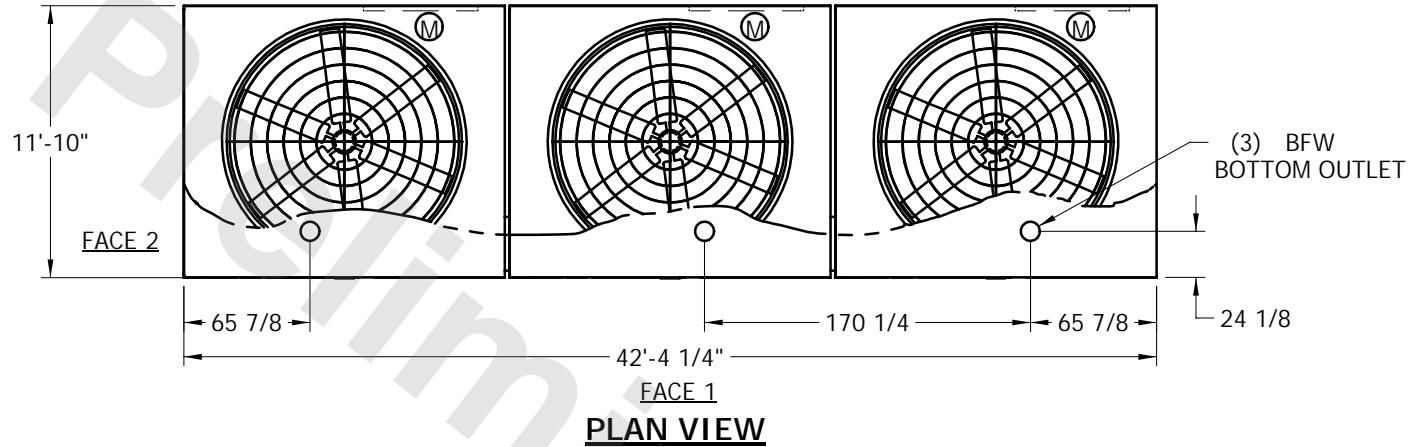
This document is the property of Evapco, Inc. It should not be copied or disclosed without prior written authorization.

EVAPCO, INC.



| | | | | | | |
|------------------------------|---------|--------------|---------------------------|------|------|----------|
| UNIT COOLING TOWER | MODEL # | SCALE NTS | DWG. # T2124236-ERC-RS | REV. | DATE | SERIAL # |
|------------------------------|---------|--------------|---------------------------|------|------|----------|

- NOTES:
1. (M) - FAN MOTOR LOCATION
 2. HEAVIEST SECTION IS UPPER SECTION
 3. MPT DENOTES MALE PIPE THREAD
FPT DENOTES FEMALE PIPE THREAD
BFW DENOTES BEVELED FOR WELDING
 4. + UNIT WEIGHT DOES NOT INCLUDE ACCESSORIES (SEE SEPARATE DRAWINGS FOR ACCESSORIES)
 5. 3/4" DIA. MOUNTING HOLES. REFER TO RECOMMENDED STEEL SUPPORT DRAWING



| | | | | | | | | | | |
|-----------------|-------|--------|------------------|-------|------|-------------------------|------|------|--------------------------|---|
| SHIPPING WEIGHT | 28140 | lbs. + | OPERATING WEIGHT | 37380 | lbs. | HEAVIEST SECTION WEIGHT | 6540 | lbs. | NO. OF SHIPPING SECTIONS | 6 |
|-----------------|-------|--------|------------------|-------|------|-------------------------|------|------|--------------------------|---|