


# EVAPCO, INC.

UNIT	COOLING TOWER	MODEL #	PMC-992E	SCALE	NTS	DWG. #	TLOP1824-MRD-ST	REV.		DATE	10/6/2024	SERIAL #	
------	---------------	---------	----------	-------	-----	--------	-----------------	------	--	------	-----------	----------	--

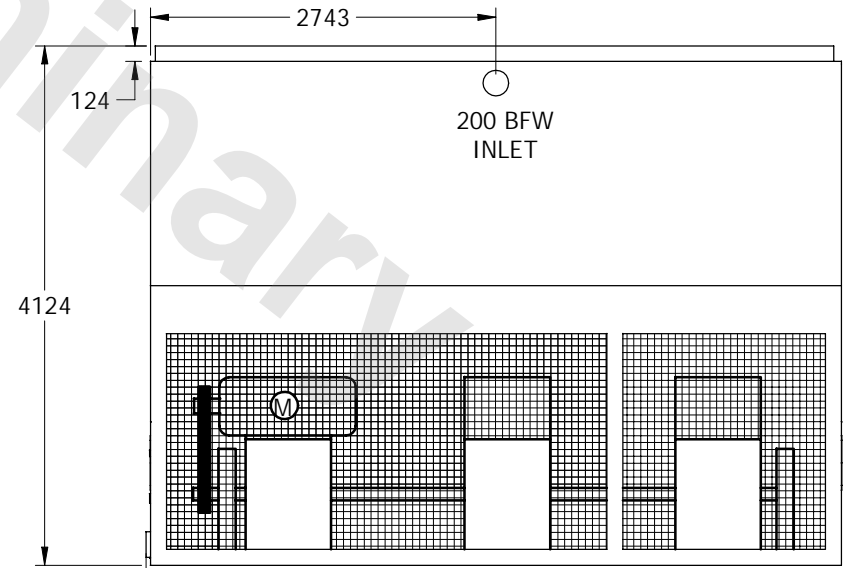
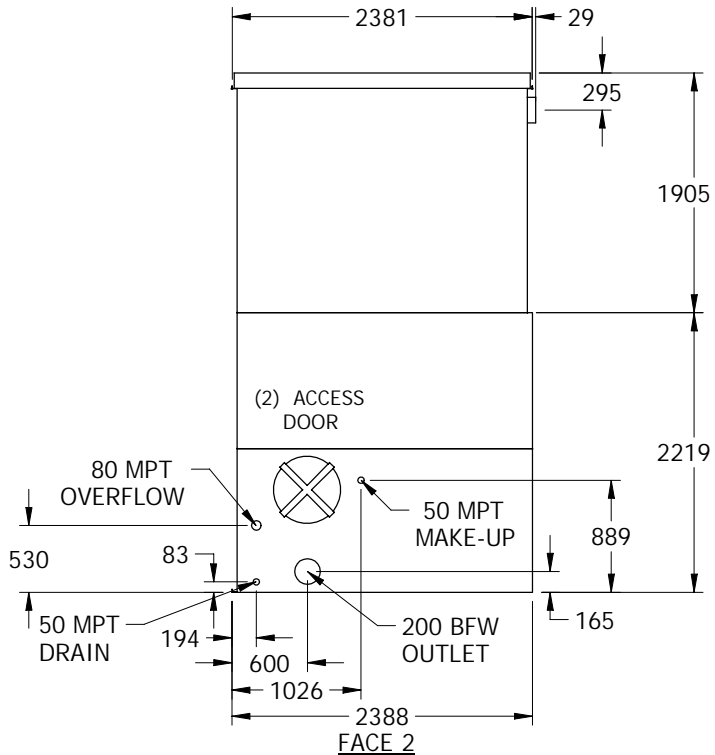
- NOTES:
1. (M) - FAN MOTOR LOCATION
  2. MAKE-UP WATER PRESSURE IS 137 kPa MIN. 344 kPa MAX.
  3. MPT DENOTES MALE PIPE THREAD  
FPT DENOTES FEMALE PIPE THREAD  
BFW DENOTES BEVELED FOR WELDING
  4. + UNIT WEIGHT DOES NOT INCLUDE ACCESSORIES (SEE SEPARATE DRAWINGS FOR ACCESSORIES)
  5. 19 mm DIA. MOUNTING HOLES. REFER TO RECOMMENDED STEEL SUPPORT DRAWING
  6. HEAVIEST SECTION IS LOWER SECTION

FACE 2 2388



5486

FACE 1  
**PLAN VIEW**



35

5486  
FACE 1

SHIPPING WEIGHT	3985	kg +	OPERATING WEIGHT	6725	kg	HEAVIEST SECTION WEIGHT	2325	kg	NO. OF SHIPPING SECTIONS	2
-----------------	------	------	------------------	------	----	-------------------------	------	----	--------------------------	---