

CONFIDENTIAL

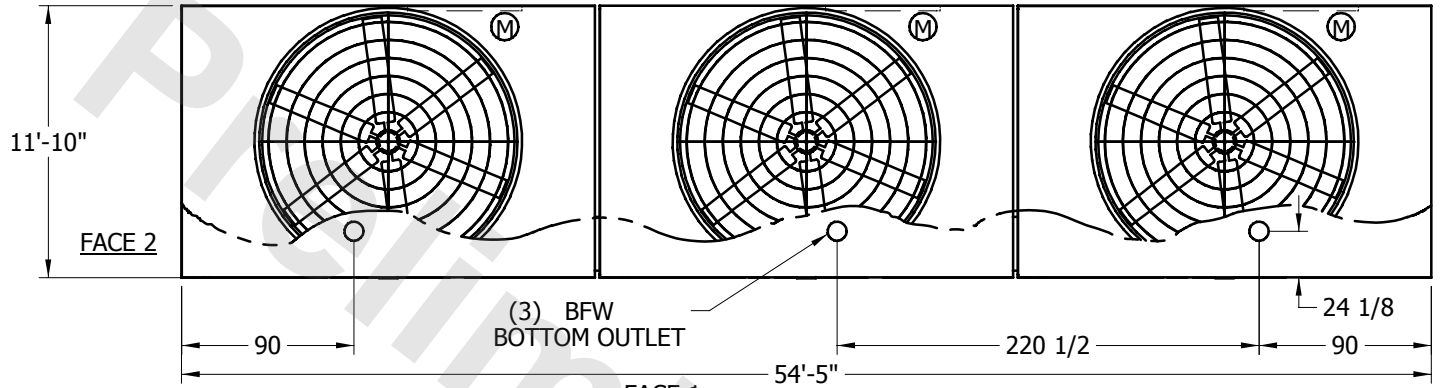
This document is the property of Evapco, Inc. It should not be copied or disclosed without prior written authorization.

# EVAPCO, INC.

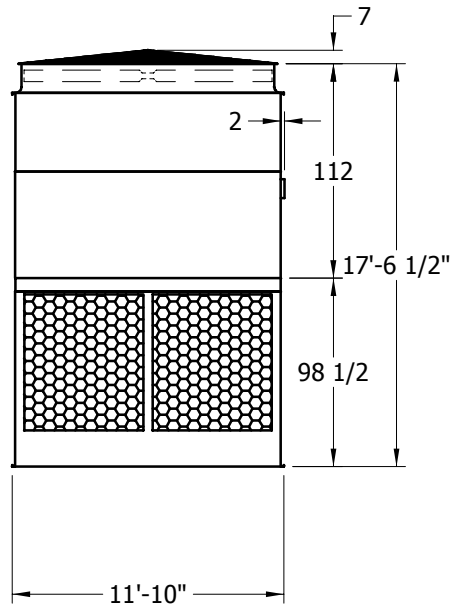


<b>UNIT</b>	<b>COOLING TOWER</b>	MODEL #	SCALE	NTS	DWG. #	T2125436-ERB-RS	REV.	DATE	SERIAL #
-------------	----------------------	---------	-------	-----	--------	-----------------	------	------	----------

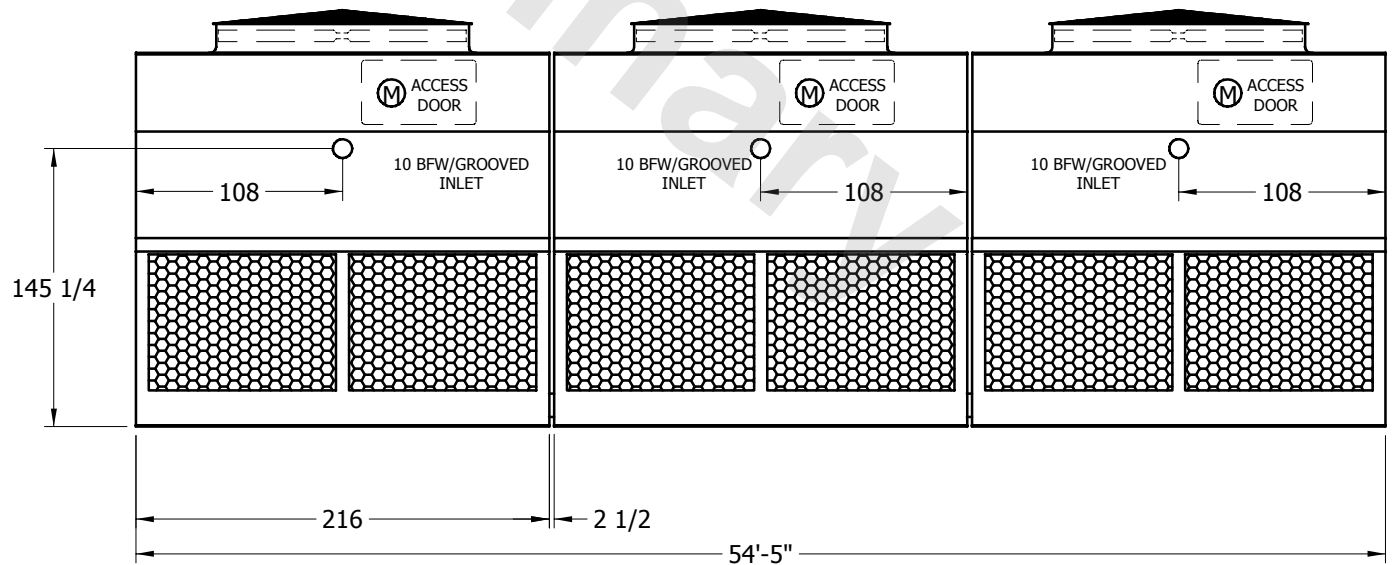
- NOTES:
1. (M)- FAN MOTOR LOCATION
  2. HEAVIEST SECTION IS UPPER SECTION
  3. MPT DENOTES MALE PIPE THREAD  
FPT DENOTES FEMALE PIPE THREAD  
BFW DENOTES BEVELED FOR WELDING
  4. + UNIT WEIGHT DOES NOT INCLUDE ACCESSORIES (SEE SEPARATE DRAWINGS FOR ACCESSORIES)
  5. 3/4" DIA. MOUNTING HOLES. REFER TO RECOMMENDED STEEL SUPPORT DRAWING



**FACE 1**  
**PLAN VIEW**



**FACE 2**



**FACE 1**

SHIPPING WEIGHT	34290	lbs. +	OPERATING WEIGHT	45630	lbs.	HEAVIEST SECTION WEIGHT	7590	lbs.	NO. OF SHIPPING SECTIONS	6
-----------------	-------	--------	------------------	-------	------	-------------------------	------	------	--------------------------	---