

CONFIDENTIAL

This document is the property of Evapco, Inc. It should not be copied or disclosed without prior written authorization.

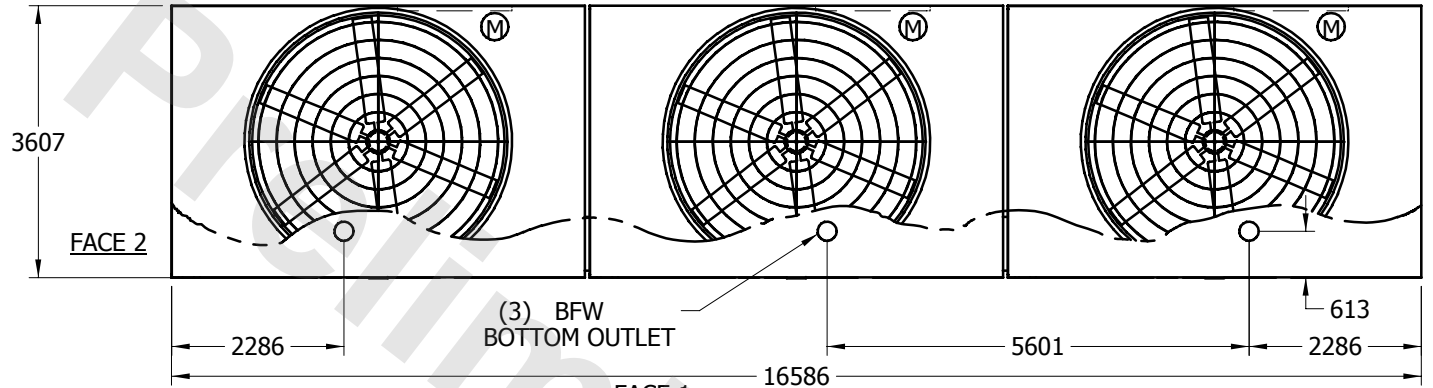
EVAPCO, INC.



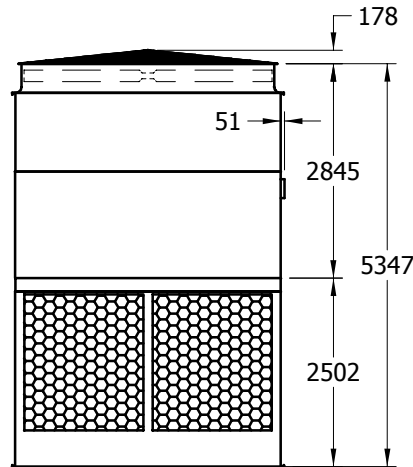
UNIT COOLING TOWER	MODEL # PMC-992E	SCALE NTS	DWG. # T2125436-MRB-RS	REV.	DATE 10/6/2024	SERIAL #
-------------------------------------	----------------------------	---------------------	----------------------------------	-------------	--------------------------	-----------------

NOTES:

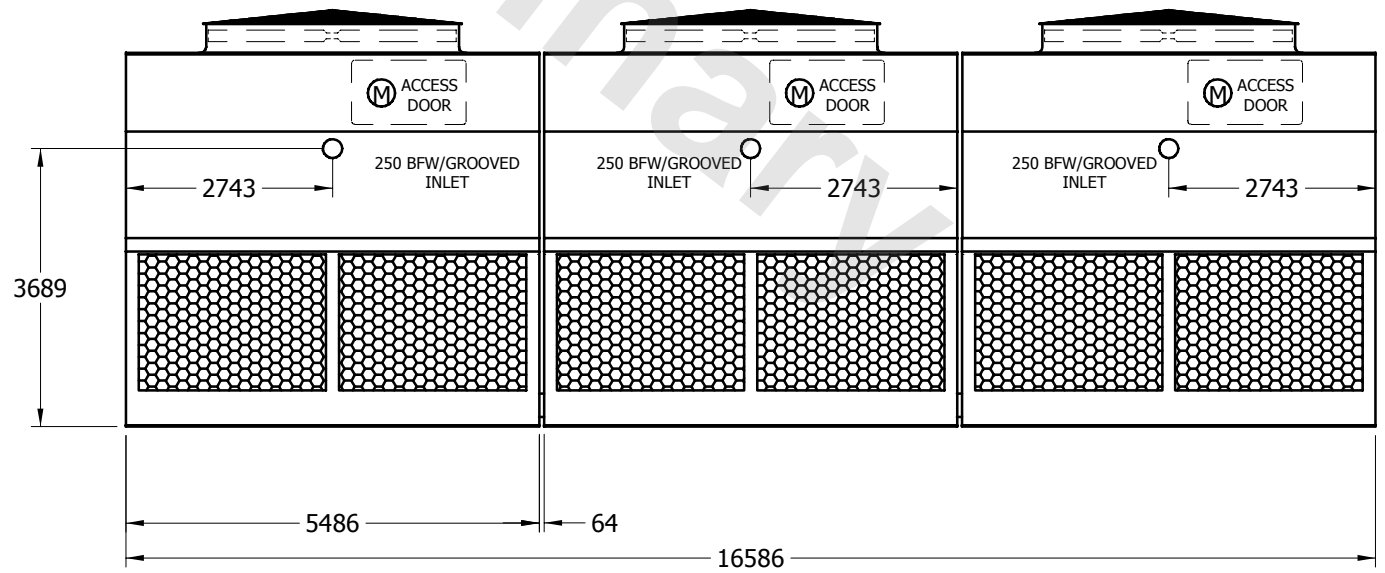
1. (M)- FAN MOTOR LOCATION
2. HEAVIEST SECTION IS UPPER SECTION
3. MPT DENOTES MALE PIPE THREAD
FPT DENOTES FEMALE PIPE THREAD
BFW DENOTES BEVELED FOR WELDING
4. + UNIT WEIGHT DOES NOT INCLUDE ACCESSORIES (SEE SEPARATE DRAWINGS FOR ACCESSORIES)
5. 19mm DIA. MOUNTING HOLES. REFER TO RECOMMENDED STEEL SUPPORT DRAWING



FACE 1
PLAN VIEW



FACE 2



FACE 1

SHIPPING WEIGHT	16140	kg +	OPERATING WEIGHT	21285	kg	HEAVIEST SECTION WEIGHT	3640	kg	NO. OF SHIPPING SECTIONS	6
------------------------	-------	-------------	-------------------------	-------	-----------	--------------------------------	------	-----------	---------------------------------	---