

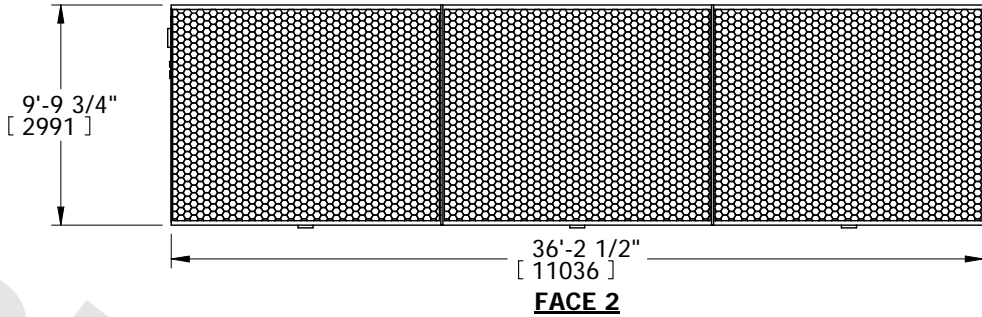
EVAPCO, INC.



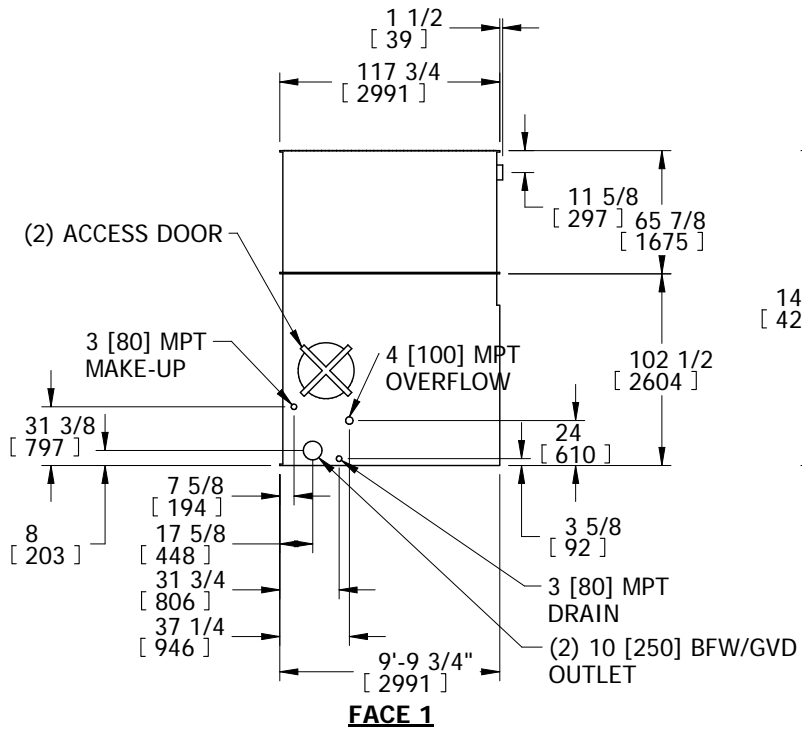
UNIT COOLING TOWER	MODEL # LSTE-10136	SCALE N.T.S.	DWG. # TLETM3624-DRA-ST	REV. -	DATE 5/9/2026	SERIAL #
------------------------------	-----------------------	-----------------	----------------------------	-----------	------------------	----------

- NOTES:
- (M)- FAN MOTOR LOCATION
 - HEAVIEST SECTION IS LOWER SECTION
 - MPT DENOTES MALE PIPE THREAD
FPT DENOTES FEMALE PIPE THREAD
BFW DENOTES BEVELED FOR WELDING
GVD DENOTES GROOVED FOR VICTAULIC
 - +UNIT WEIGHT DOES NOT INCLUDE ACCESSORIES (SEE ACCESSORY DRAWINGS)
 - MAKE-UP WATER PRESSURE
20 psi MIN [137 kPa], 50 psi MAX [344 kPa]
 - 3/4" [19mm] DIA. MOUNTING HOLES. REFER TO RECOMMENDED STEEL SUPPORT DRAWING
 - DIMENSIONS LISTED AS FOLLOWS: ENGLISH IN [METRIC] [mm]

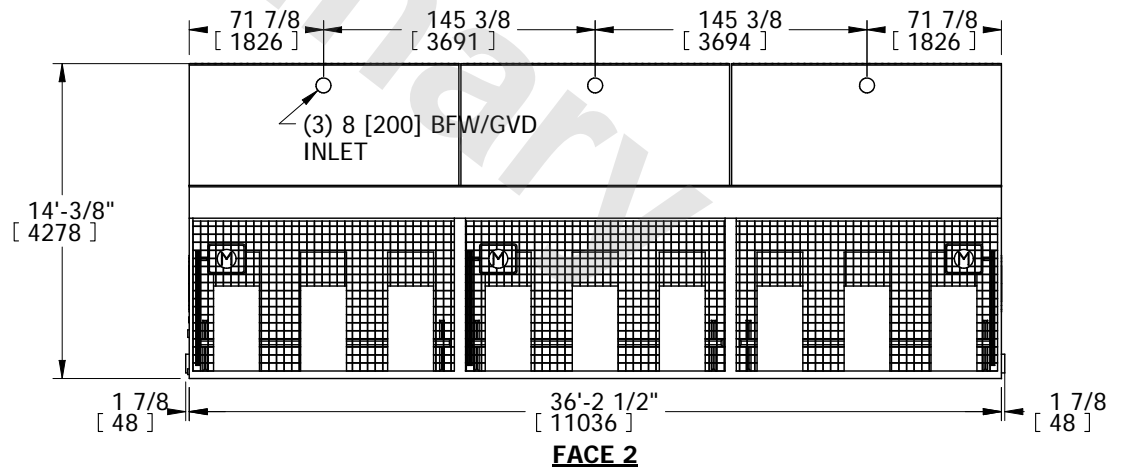
**FACE 1
PLAN VIEW**



FACE 2



FACE 1



FACE 2

SHIPPING WEIGHT 23880 lbs+ [10832] kg+	OPERATING WEIGHT 41240 lbs+ [18706] kg+	HEAVIEST SECTION WEIGHT 14190 lbs+ [6436] kg+	NO. OF SHIPPING SECTIONS 4
---	--	--	-------------------------------