

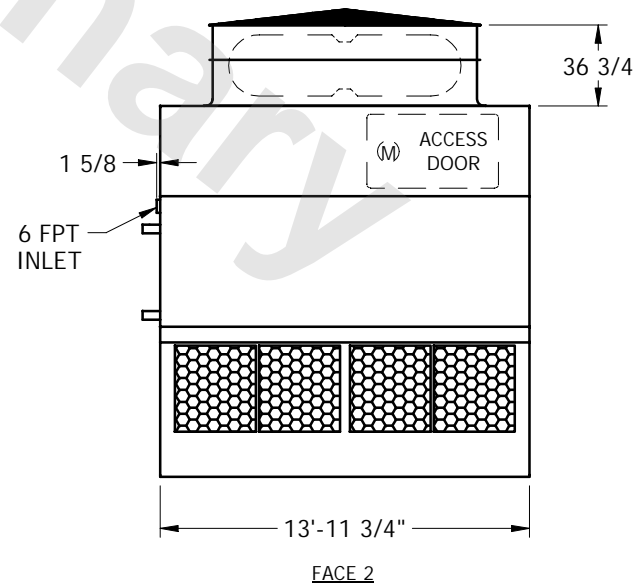
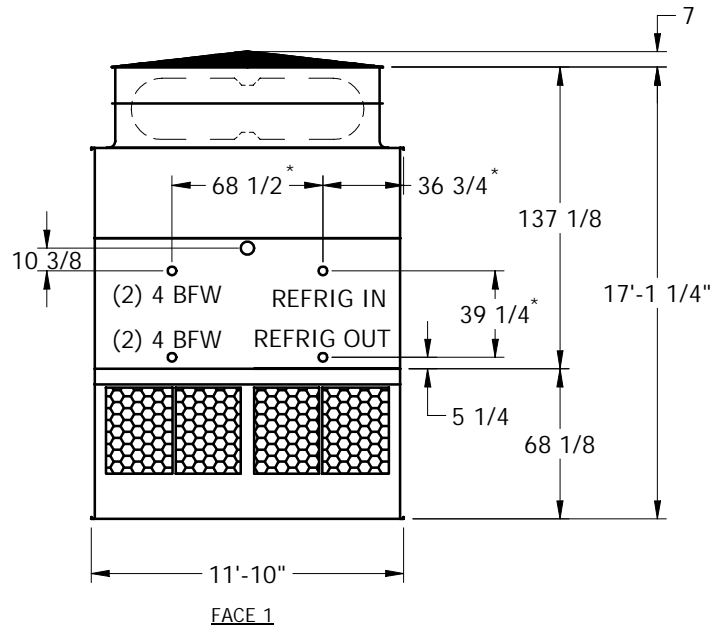
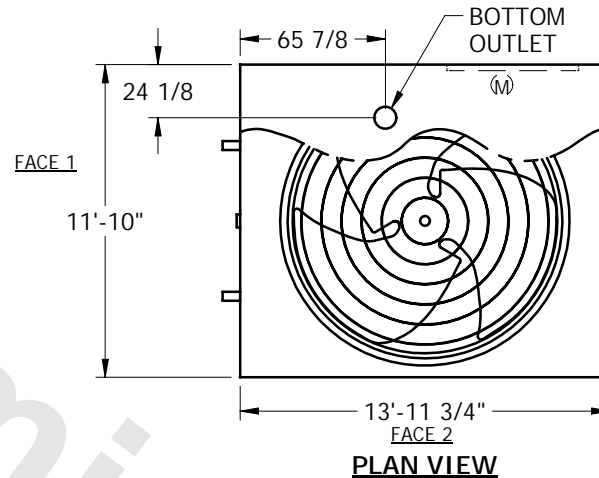
EVAPCO, INC.



| | | | | | | | |
|------|-----------------------|---------|-------|------------------|------|------|----------|
| UNIT | EVAPORATIVE CONDENSER | MODEL # | SCALE | DWG. # | REV. | DATE | SERIAL # |
| | | | NTS | C2121410-ERB-SRL | | | |

NOTES:

1. (M)- FAN MOTOR LOCATION
2. HEAVIEST SECTION IS UPPER SECTION
3. MPT DENOTES MALE PIPE THREAD
FPT DENOTES FEMALE PIPE THREAD
BFW DENOTES BEVELED FOR WELDING
4. + UNIT WEIGHT DOES NOT INCLUDE
ACCESSORIES (SEE SEPARATE DRAWINGS
FOR ACCESSORIES)
5. 3/4" DIA. MOUNTING HOLES. REFER TO
RECOMMENDED STEEL SUPPORT
DRAWING
6. THE SPRAY PUMP SHOULD BE SIZED FOR 900
GPM AND 2.5 PSIG AT THE INLET CONNECTION
7. *- APPROXIMATE DIMENSIONS DO NOT USE
FOR PRE-FABRICATION OF CONNECTING
PIPING



| | | | | | | | | | | |
|-----------------|-------|--------|------------------|-------|------|-------------------------|-------|------|--------------------------|---|
| SHIPPING WEIGHT | 23060 | lbs. + | OPERATING WEIGHT | 27110 | lbs. | HEAVIEST SECTION WEIGHT | 20140 | lbs. | NO. OF SHIPPING SECTIONS | 2 |
|-----------------|-------|--------|------------------|-------|------|-------------------------|-------|------|--------------------------|---|