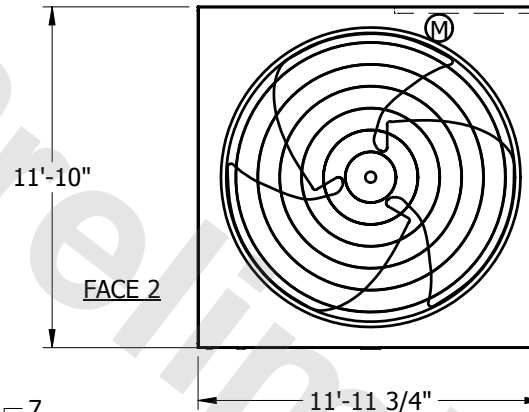


EVAPCO, INC.

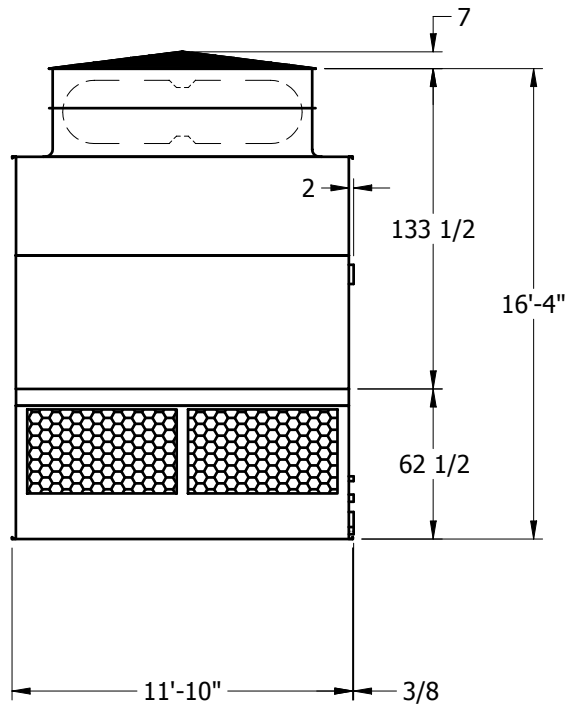


UNIT	COOLING TOWER	MODEL #	ESWA-102-45K	SCALE	NTS	DWG. #	T2121236-ERA-SLF	REV.		DATE	6/14/2025	SERIAL #	
------	----------------------	---------	--------------	-------	-----	--------	------------------	------	--	------	-----------	----------	--

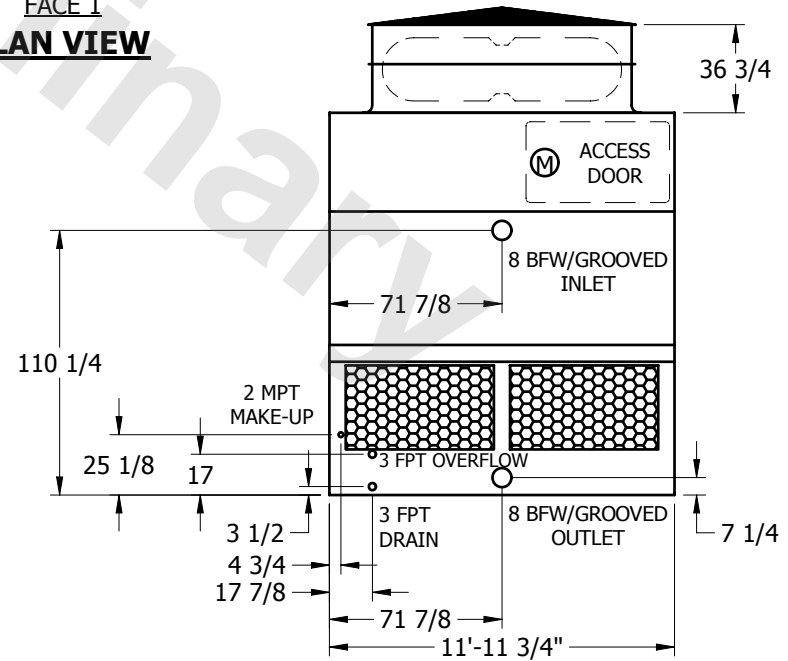
- NOTES:
1. (M)- FAN MOTOR LOCATION
 2. HEAVIEST SECTION IS UPPER SECTION
 3. MPT DENOTES MALE PIPE THREAD
FPT DENOTES FEMALE PIPE THREAD
BFW DENOTES BEVELED FOR WELDING
 4. + UNIT WEIGHT DOES NOT INCLUDE ACCESSORIES (SEE SEPARATE DRAWINGS FOR ACCESSORIES)
 5. 3/4" DIA. MOUNTING HOLES. REFER TO RECOMMENDED STEEL SUPPORT DRAWING
 6. MAKE-UP WATER PRESSURE-20 psi MIN, 50 psi MAX



**FACE 1
PLAN VIEW**



FACE 2



FACE 1

SHIPPING WEIGHT	8800	lbs. +	OPERATING WEIGHT	15010	lbs.	HEAVIEST SECTION WEIGHT	6360	lbs.	NO. OF SHIPPING SECTIONS	2
-----------------	------	--------	------------------	-------	------	-------------------------	------	------	--------------------------	---