

EVAPCO, INC.

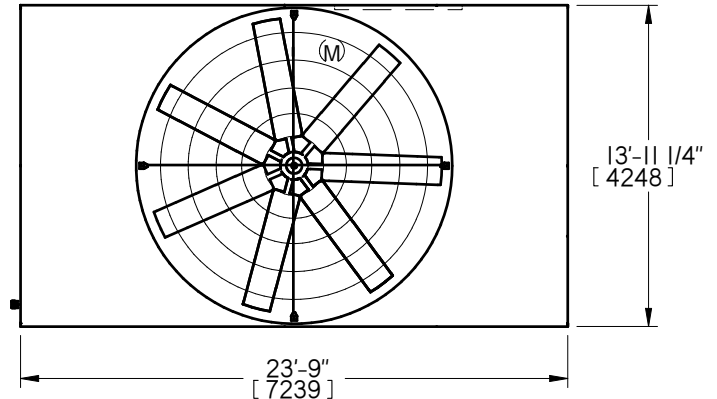


UNIT	CLOSED CIRCUIT COOLER	MODEL #	ESWA-336-45P	SCALE	NTS	DWG. #	WZ14244810DRC-ST	REV.		DATE	7/16/2025	SERIAL #	
------	-----------------------	---------	--------------	-------	-----	--------	------------------	------	--	------	-----------	----------	--

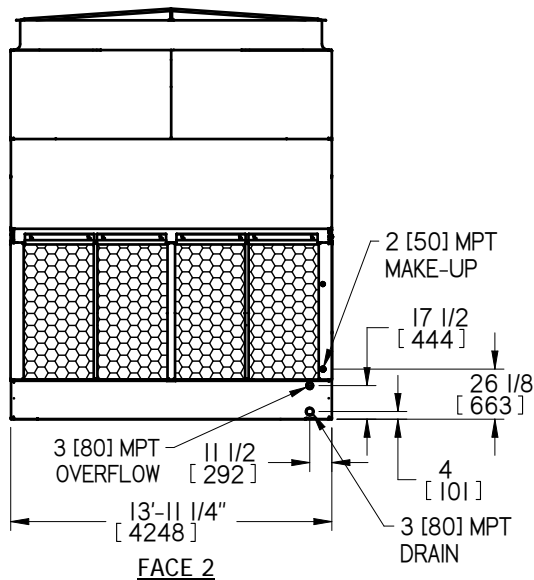
NOTES:

1. (M) - FAN MOTOR LOCATION
2. HEAVIEST SECTION IS LOWER SECTION
3. MPT DENOTES MALE PIPE THREAD
FPT DENOTES FEMALE PIPE THREAD
BFW DENOTES BEVELED FOR WELDING
4. + UNIT WEIGHT DOES NOT INCLUDE ACCESSORIES (SEE SEPARATE DRAWINGS FOR ACCESSORIES)
5. 3/4" [19MM] DIA. MOUNTING HOLES. REFER TO RECOMMENDED STEEL SUPPORT DRAWING.
6. MAKE-UP WATER PRESSURE
20 PSI [137 KPA] MIN,
50 PSI [344 KPA] MAX
7. * - APPROXIMATE DIMENSIONS DO NOT USE FOR PRE-FABRICATION OF CONNECTING PIPING.
8. MAKE-UP IS LOCATED 4 3/4" [121MM] FROM EACH CONNECTION END.

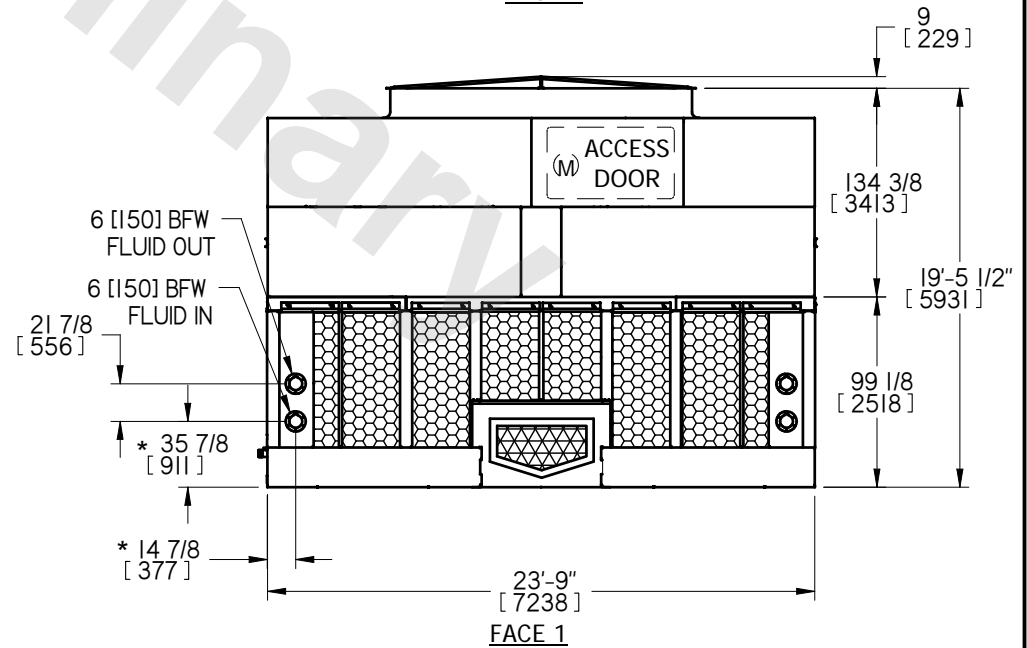
FACE 2
PLAN VIEW



FACE 1



FACE 2



FACE 1

SHIPPING WEIGHT	40050 lbs. + [18165] kg. +	OPERATING WEIGHT	60252 lbs. [27330] kg.	HEAVIEST SECTION WEIGHT	26390 lbs. [11970] kg.	NO. OF SHIPPING SECTIONS	2
-----------------	----------------------------	------------------	------------------------	-------------------------	------------------------	--------------------------	---