

# EVAPCO, INC.

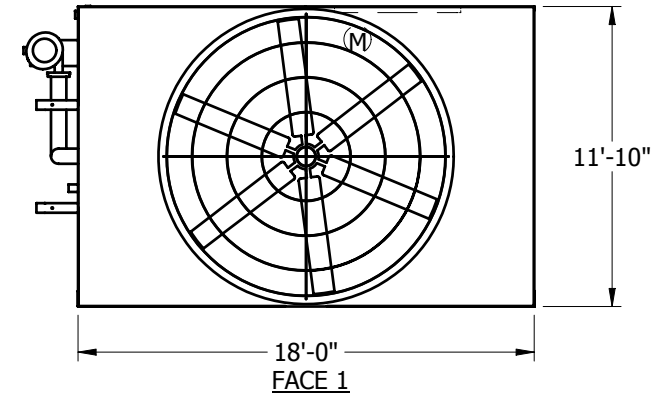


UNIT	<b>CLOSED CIRCUIT COOLER</b>	MODEL #	LSWE 8P-6M12-Z	SCALE	NTS	DWG. #	WZ12182412-ERA-ST	REV.		DATE	6/25/2025	SERIAL #	
------	------------------------------	---------	----------------	-------	-----	--------	-------------------	------	--	------	-----------	----------	--

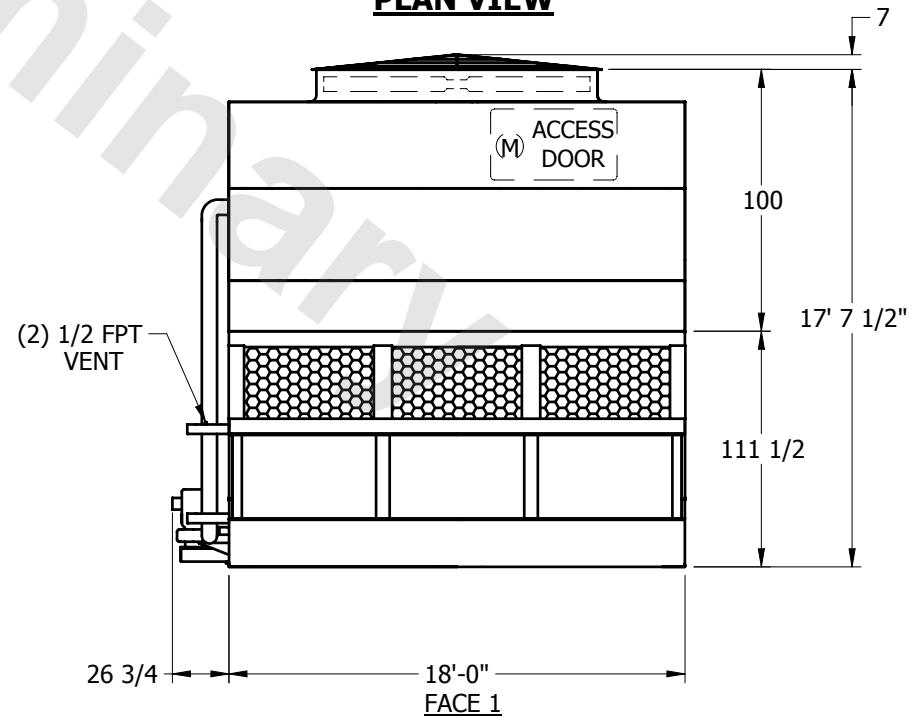
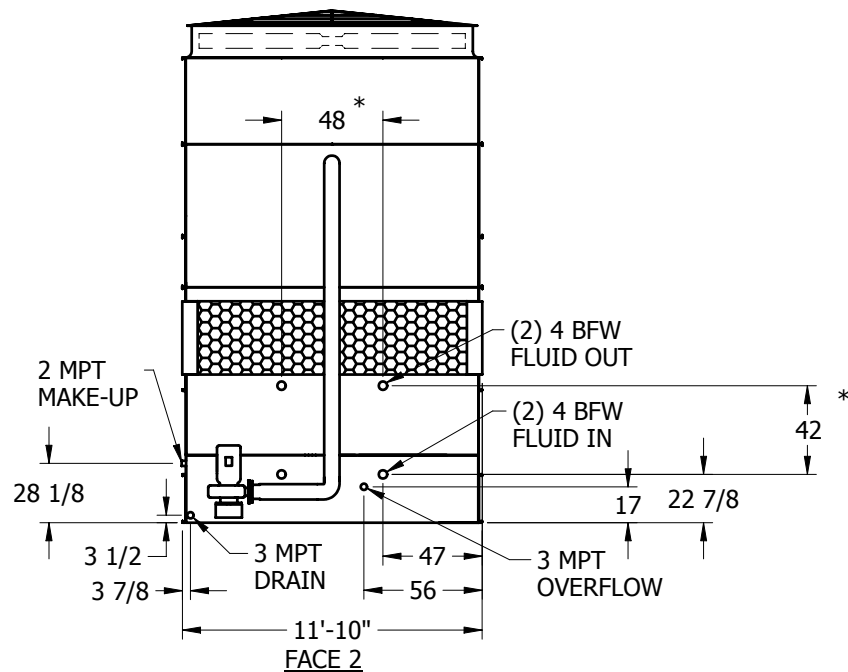
## NOTES:

1. (M) - FAN MOTOR LOCATION
2. HEAVIEST SECTION IS LOWER SECTION
3. MPT DENOTES MALE PIPE THREAD  
FPT DENOTES FEMALE PIPE THREAD  
BFW DENOTES BEVELED FOR WELDING
4. † UNIT WEIGHT DOES NOT INCLUDE ACCESSORIES (SEE SEPARATE DRAWINGS FOR ACCESSORIES)
5. 3/4" DIA. MOUNTING HOLES. REFER TO RECOMMENDED STEEL SUPPORT DRAWING
6. MAKE-UP WATER PRESSURE-20 psi MIN, 50 psi MAX
7. \*- APPROXIMATE DIMENSIONS DO NOT USE FOR PRE-FABRICATION OF CONNECTING PIPING.
8. MAKE-UP IS LOCATED 4 3/4" FROM CONNECTION END

FACE 2



FACE 1  
**PLAN VIEW**



SHIPPING WEIGHT	27350	lbs. †	OPERATING WEIGHT	41950	lbs.	HEAVIEST SECTION WEIGHT	20440	lbs.	NO. OF SHIPPING SECTIONS	2
-----------------	-------	--------	------------------	-------	------	-------------------------	-------	------	--------------------------	---