

# EVAPCO, INC.

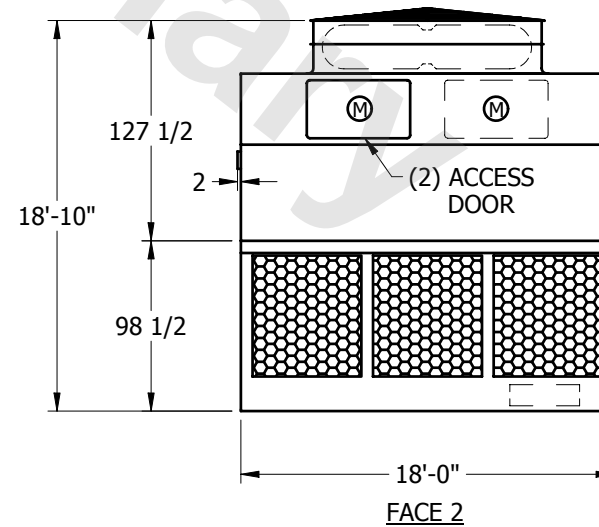
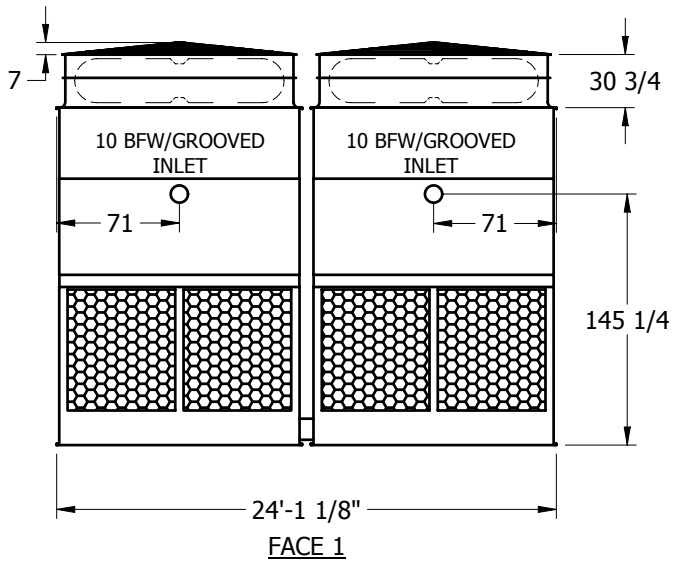
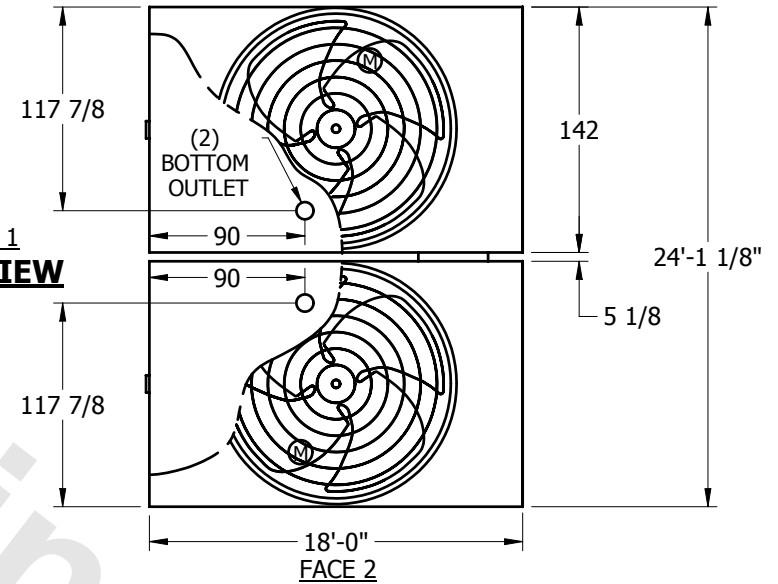


UNIT	COOLING TOWER	MODEL #	LSWE 10-4012-Z	SCALE	NTS	DWG. #	RP241836-ERC-SRL2	REV.		DATE	6/15/2025	SERIAL #	
------	---------------	---------	----------------	-------	-----	--------	-------------------	------	--	------	-----------	----------	--

## NOTES:

1. (M) - FAN MOTOR LOCATION
2. HEAVIEST SECTION IS UPPER SECTION
3. MPT DENOTES MALE PIPE THREAD  
FPT DENOTES FEMALE PIPE THREAD  
BFW DENOTES BEVELED FOR WELDING
4. + UNIT WEIGHT DOES NOT INCLUDE ACCESSORIES (SEE SEPARATE DRAWINGS FOR ACCESSORIES)
5. 3/4" DIA. MOUNTING HOLES. REFER TO RECOMMENDED STEEL SUPPORT DRAWING

FACE 1  
**PLAN VIEW**



SHIPPING WEIGHT	26080	lbs. +	OPERATING WEIGHT	37480	lbs.	HEAVIEST SECTION WEIGHT	8220	lbs.	NO. OF SHIPPING SECTIONS	4
-----------------	-------	--------	------------------	-------	------	-------------------------	------	------	--------------------------	---