

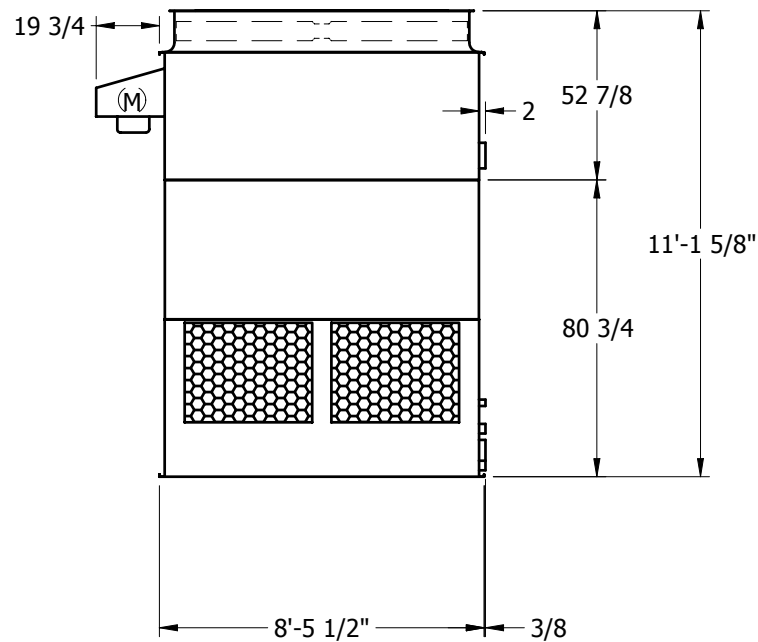
EVAPCO, INC.



UNIT	COOLING TOWER	MODEL #	SCALE	DWG. #	REV.	DATE	SERIAL #
			NTS	T2091424-ERB-LF			

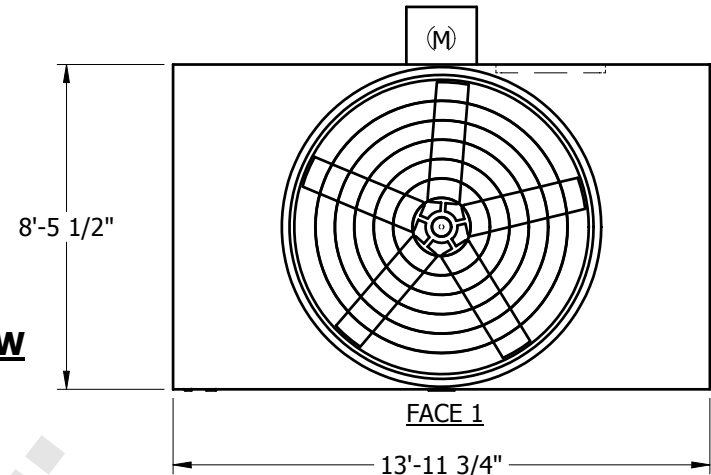
NOTES:

1. (M)- FAN MOTOR LOCATION
2. HEAVIEST SECTION IS LOWER SECTION
3. MPT DENOTES MALE PIPE THREAD
FPT DENOTES FEMALE PIPE THREAD
BFW DENOTES BEVELED FOR WELDING
4. + UNIT WEIGHT DOES NOT INCLUDE ACCESSORIES (SEE SEPARATE DRAWINGS FOR ACCESSORIES)
5. 3/4" DIA. MOUNTING HOLES. REFER TO RECOMMENDED STEEL SUPPORT DRAWING
6. MAKE-UP WATER PRESSURE-20 psi MIN, 50 psi MAX

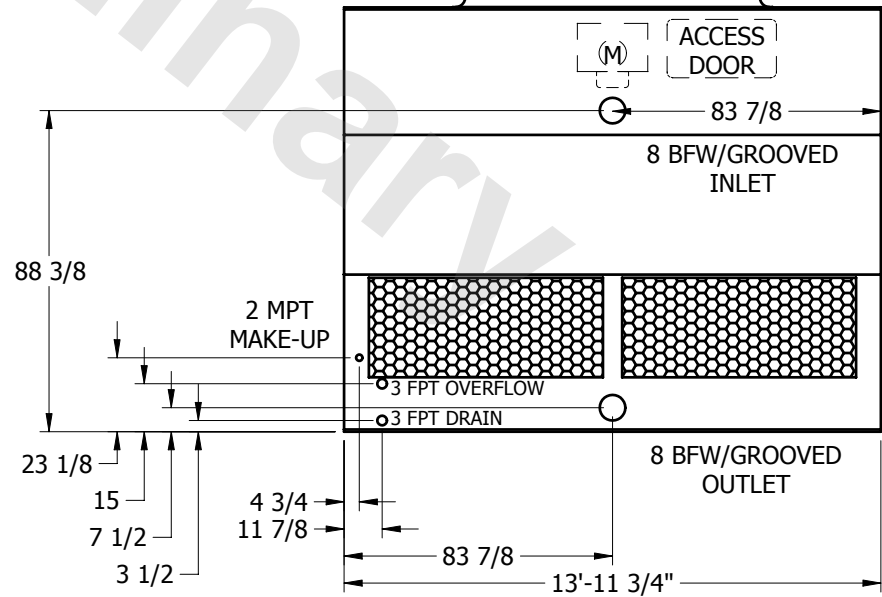


FACE 2

FACE 2
PLAN VIEW



FACE 1



FACE 1

SHIPPING WEIGHT	5430	lbs. +	OPERATING WEIGHT	9940	lbs.	HEAVIEST SECTION WEIGHT	2780	lbs.	NO. OF SHIPPING SECTIONS	2
-----------------	------	--------	------------------	------	------	-------------------------	------	------	--------------------------	---