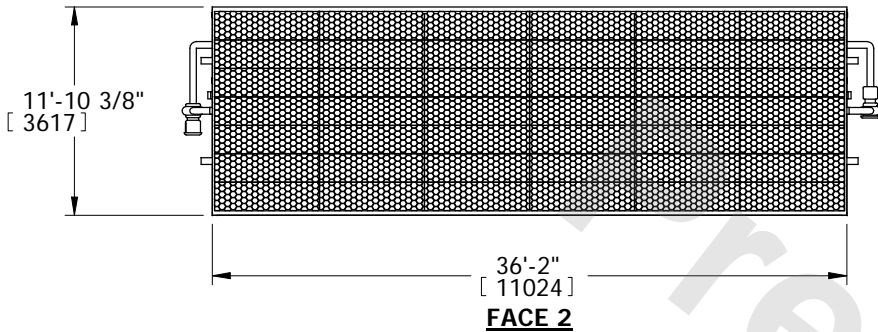


# EVAPCO, INC.



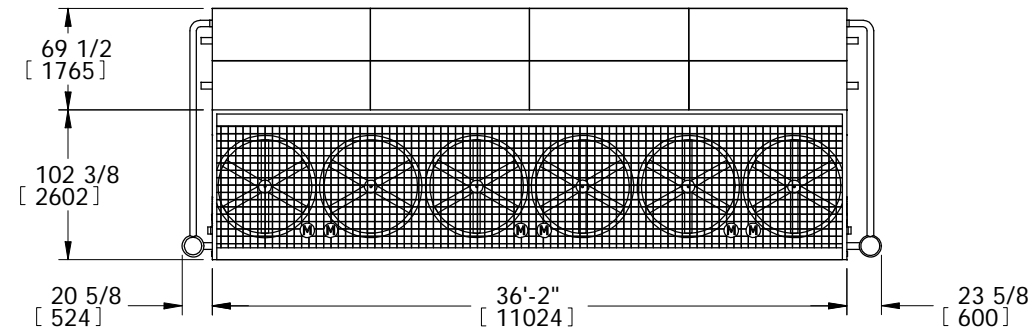
UNIT	MODEL #	SCALE	DWG. #	REV.	DATE	SERIAL #
EVAPORATIVE CONDENSER		N.T.S.	CE123608-DLC-ST	-		



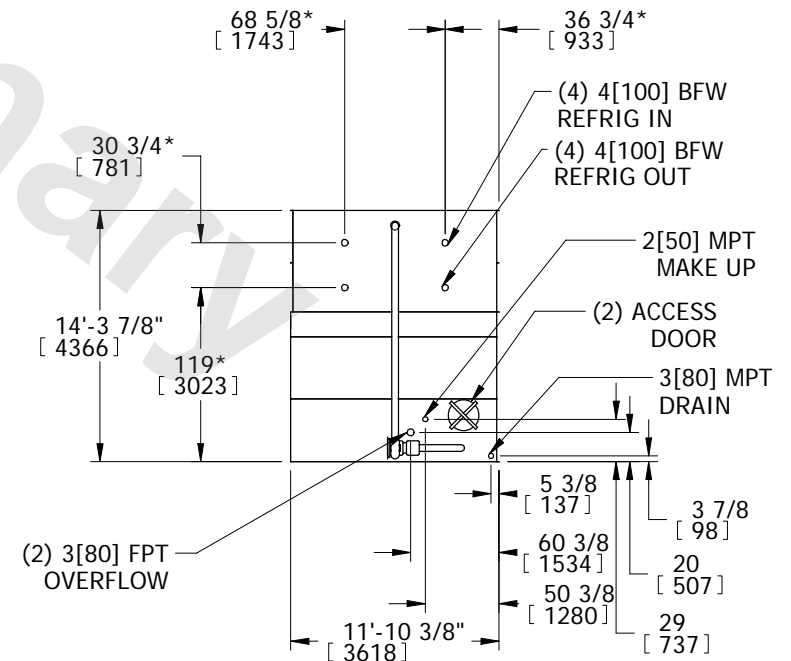
**FACE 1  
PLAN VIEW**

**NOTES:**

1. (M)- FAN MOTOR LOCATION
2. HEAVIEST SECTION IS UPPER SECTION
3. MPT DENOTES MALE PIPE THREAD  
FPT DENOTES FEMALE PIPE THREAD  
BFW DENOTES BEVELED FOR WELDING
4. +UNIT WEIGHT DOES NOT INCLUDE ACCESSORIES (SEE ACCESSORY DRAWINGS)
5. 3/4" DIA. MOUNTING HOLES. REFER TO RECOMMENDED STEEL SUPPORT DRAWING.
6. MAKE-UP WATER PRESSURE  
20 psi MIN [137 kPa], 50 psi MAX [344 kPa]
7. \*-APPROXIMATE DIMENSIONS DO NOT USE FOR PRE-FABRICATION OF CONNECTING PIPING
8. DIMENSIONS LISTED AS FOLLOWS: ENGLISH IN [METRIC] [mm]



**FACE 2**



**FACE 1**

SHIPPING WEIGHT	51110 lbs+ [23183] kg+	OPERATING WEIGHT	68260 lbs+ [30962] kg+	HEAVIEST SECTION WEIGHT	18430 lbs+ [8360] kg+	NO. OF SHIPPING SECTIONS	3
-----------------	------------------------	------------------	------------------------	-------------------------	-----------------------	--------------------------	---