

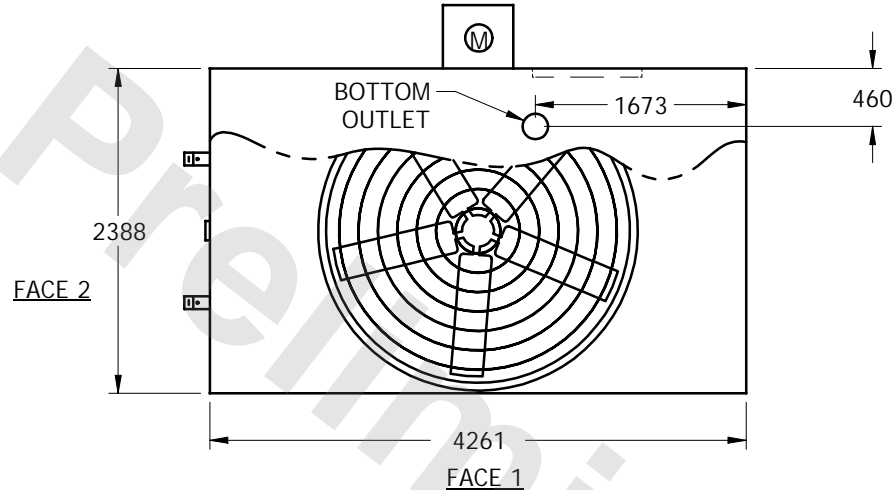
EVAPCO, INC.



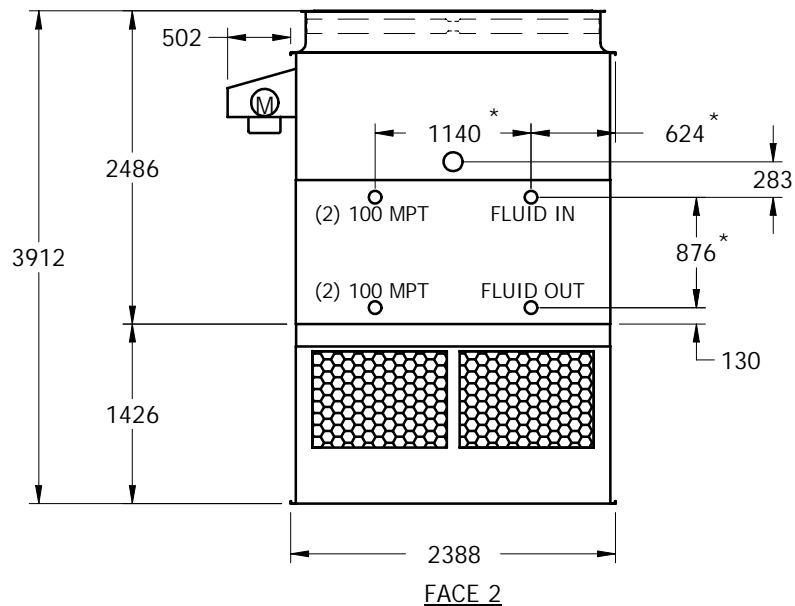
UNIT	CLOSED CIRCUIT COOLER	MODEL #	LSWE 10-7N18	SCALE	NTS	DWG. #	W22M1410-MRC-RS	REV.		DATE	7/3/2025	SERIAL #	
------	-----------------------	---------	--------------	-------	-----	--------	-----------------	------	--	------	----------	----------	--

NOTES:

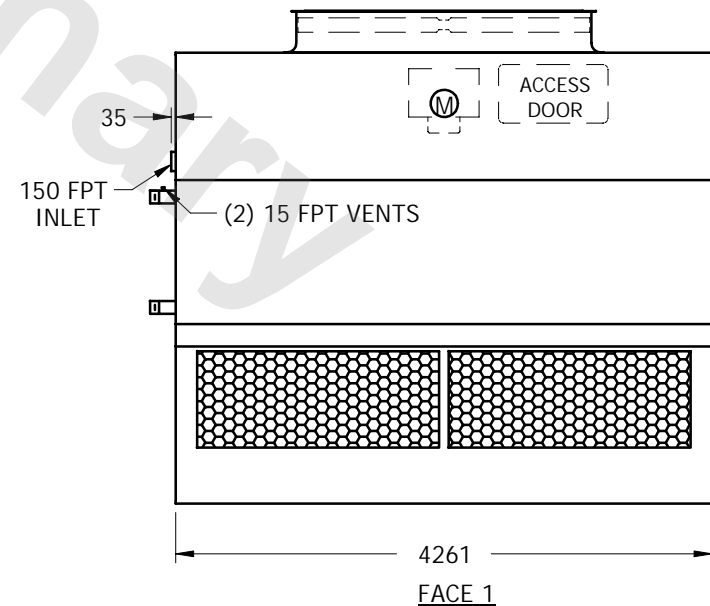
1. (M) - FAN MOTOR LOCATION
2. HEAVIEST SECTION IS UPPER SECTION
3. MPT DENOTES MALE PIPE THREAD
FPT DENOTES FEMALE PIPE THREAD
BFW DENOTES BEVELED FOR WELDING
4. + UNIT WEIGHT DOES NOT INCLUDE ACCESSORIES (SEE SEPARATE DRAWINGS FOR ACCESSORIES)
5. 19mm DIA. MOUNTING HOLES. REFER TO RECOMMENDED STEEL SUPPORT DRAWING
6. THE SPRAY PUMP SHOULD BE SIZED FOR 38 L/S AND 21 kPa AT THE INLET CONNECTION
7. *- APPROXIMATE DIMENSIONS DO NOT USE FOR PRE-FABRICATION OF CONNECTING PIPING



PLAN VIEW



FACE 2



FACE 1

SHIPPING WEIGHT	6765	kg +	OPERATING WEIGHT	9285	kg	HEAVIEST SECTION WEIGHT	5860	kg	NO. OF SHIPPING SECTIONS	2
-----------------	------	------	------------------	------	----	-------------------------	------	----	--------------------------	---