

EVAPCO, INC.



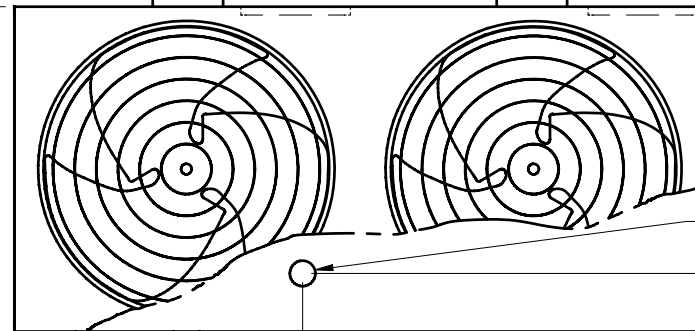
UNIT	COOLING TOWER	MODEL #	LSWE 10-7N18	SCALE	NTS	DWG. #	T2091824-MRB-SRL	REV.		DATE	6/24/2025	SERIAL #	
------	---------------	---------	--------------	-------	-----	--------	------------------	------	--	------	-----------	----------	--

NOTES:

1. (M) - FAN MOTOR LOCATION
2. HEAVIEST SECTION IS UPPER SECTION
3. MPT DENOTES MALE PIPE THREAD
FPT DENOTES FEMALE PIPE THREAD
BFW DENOTES BEVELED FOR WELDING
4. + UNIT WEIGHT DOES NOT INCLUDE ACCESSORIES (SEE SEPARATE DRAWINGS FOR ACCESSORIES)
5. 19mm DIA. MOUNTING HOLES. REFER TO RECOMMENDED STEEL SUPPORT DRAWING

FACE 2

2578



2286

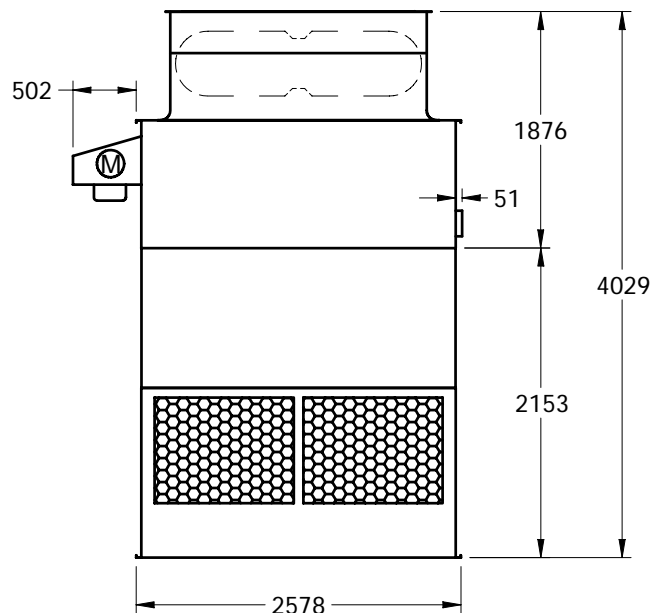
5486

FACE 1

BOTTOM
OUTLET

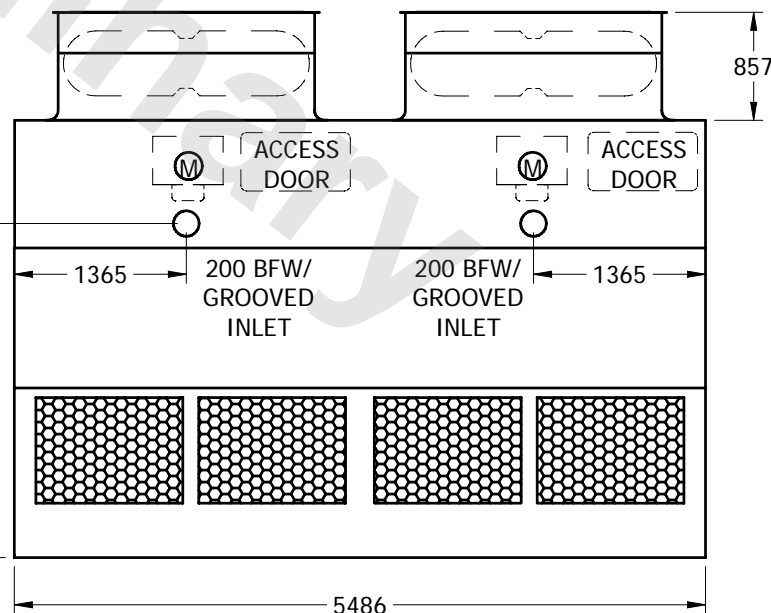
460

PLAN VIEW



FACE 2

2346



FACE 1

SHIPPING WEIGHT	3725	kg +	OPERATING WEIGHT	5370	kg	HEAVIEST SECTION WEIGHT	1980	kg	NO. OF SHIPPING SECTIONS	2
-----------------	------	------	------------------	------	----	-------------------------	------	----	--------------------------	---