

# EVAPCO, INC.

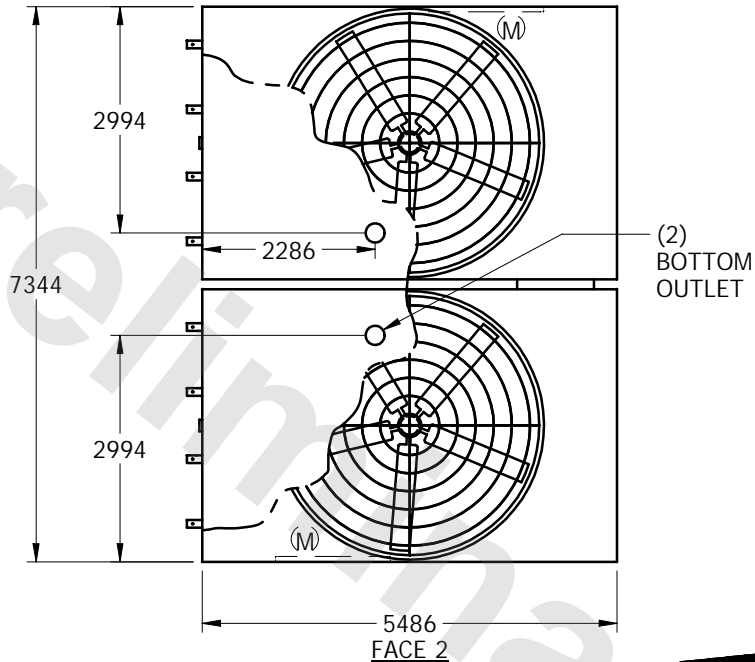


UNIT	CLOSED CIRCUIT COOLER	MODEL #	LSWE 10-3K36	SCALE	NTS	DWG. #	W2241808-MRC-LFHR	REV.		DATE	6/19/2025	SERIAL #	
------	-----------------------	---------	--------------	-------	-----	--------	-------------------	------	--	------	-----------	----------	--

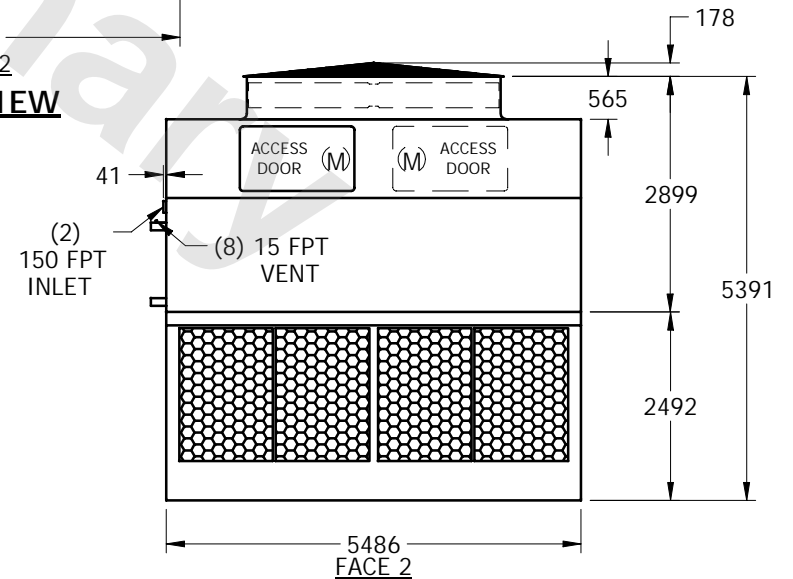
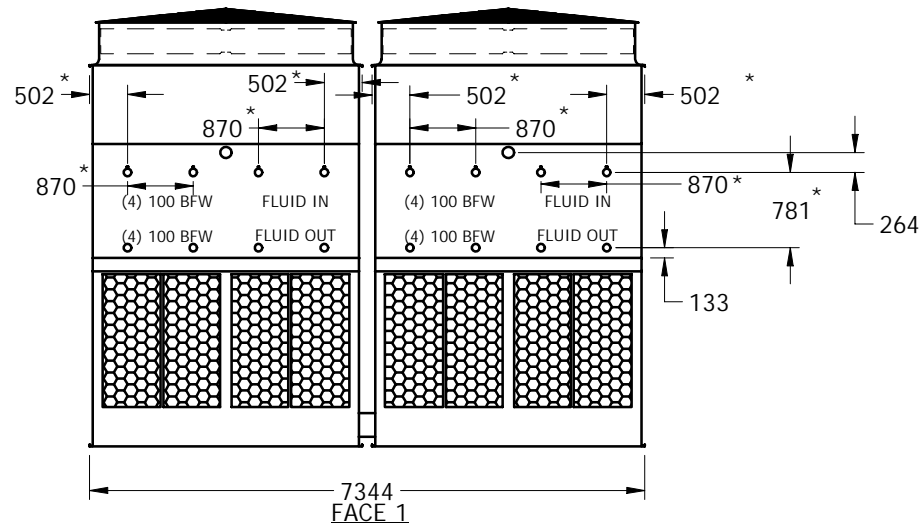
## NOTES:

1. (M)- FAN MOTOR LOCATION
2. HEAVIEST SECTION IS UPPER SECTION
3. MPT DENOTES MALE PIPE THREAD  
FPT DENOTES FEMALE PIPE THREAD  
BFW DENOTES BEVELED FOR WELDING
4. + UNIT WEIGHT DOES NOT INCLUDE ACCESSORIES (SEE SEPARATE DRAWINGS FOR ACCESSORIES)
5. 19mm DIA. MOUNTING HOLES. REFER TO RECOMMENDED STEEL SUPPORT DRAWING
6. THE SPRAY PUMP SHOULD BE SIZED FOR 151 L/S AND 17 kPa AT THE INLET CONNECTION
7. \*- APPROXIMATE DIMENSIONS DO NOT USE FOR PRE-FABRICATION OF CONNECTING PIPING

FACE 1



PLAN VIEW



SHIPPING WEIGHT	23140	kg +	OPERATING WEIGHT	31085	kg	HEAVIEST SECTION WEIGHT	9780	kg	NO. OF SHIPPING SECTIONS	4
-----------------	-------	------	------------------	-------	----	-------------------------	------	----	--------------------------	---