

EVAPCO, INC.

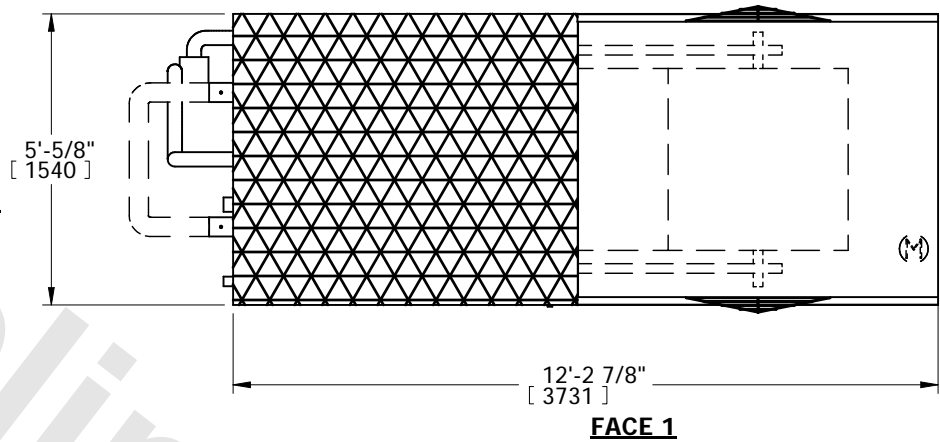


UNIT	MODEL #	SCALE	DWG. #	REV.	DATE	SERIAL #
CLOSED CIRCUIT COOLER		NTS	WV050604-DRB-SF	-		

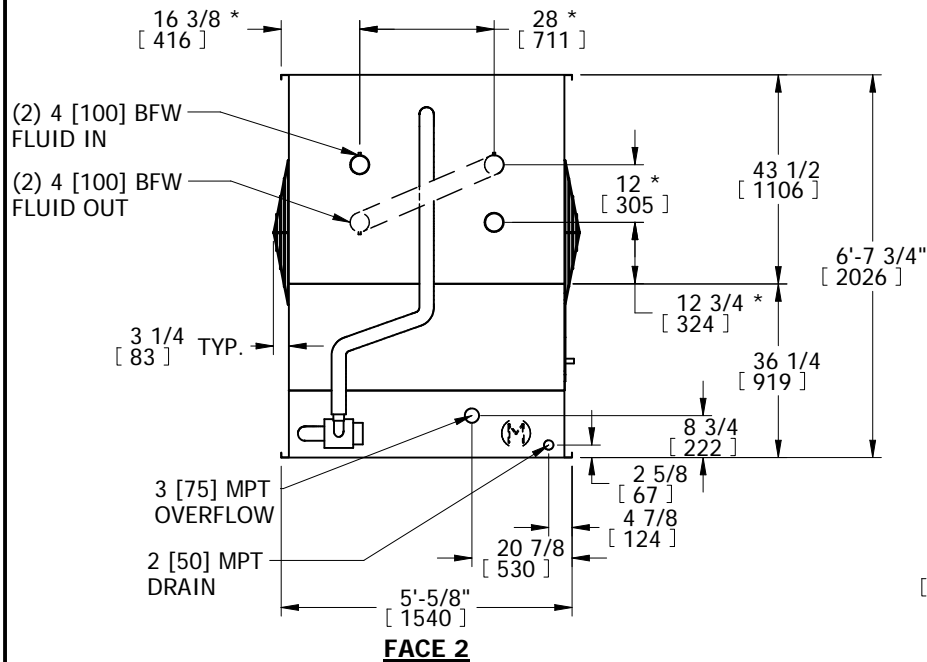
NOTES:

1. (M) - FAN MOTOR LOCATION
2. * - APPROXIMATE DIMENSIONS DO NOT USE FOR PRE-FABRICATION OF CONNECTION PIPING
3. MPT DENOTES MALE PIPE THREAD
FPT DENOTES FEMALE PIPE THREAD
BFW DENOTES BEVELED FOR WELDING
4. + UNIT WEIGHT DOES NOT INCLUDE ACCESSORIES (SEE SEPARATE DRAWINGS FOR ACCESSORIES)
5. 3/4" DIA. MOUNTING HOLES. REFER TO RECOMMENDED STEEL SUPPORT DRAWING
6. MAKE-UP WATER PRESSURE-20 psi MIN, 50 psi MAX
7. SERIES FLOW PIPING AND AUX. CROSSOVER DRAIN ARE BY OTHERS

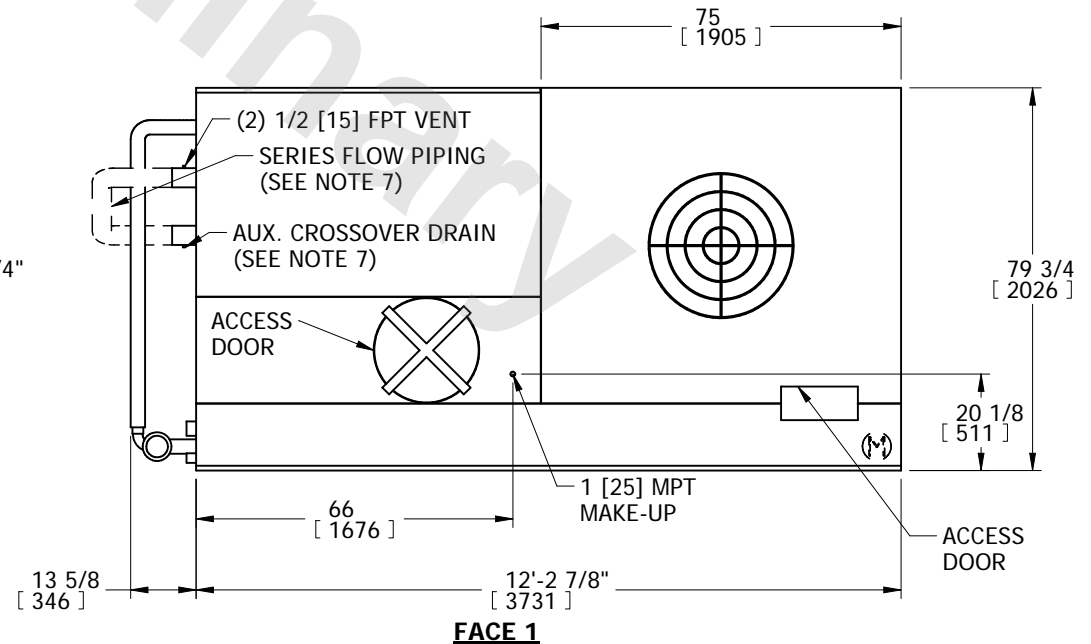
**FACE 2
PLAN VIEW**



FACE 1



FACE 2



FACE 1

SHIPPING WEIGHT	3580 lbs+ [1624] kg+	OPERATING WEIGHT	5750 lbs+ [2608] kg+	HEAVIEST SECTION WEIGHT	3580 lbs+ [1624] kg+	NO. OF SHIPPING SECTIONS	1
-----------------	----------------------	------------------	----------------------	-------------------------	----------------------	--------------------------	---