

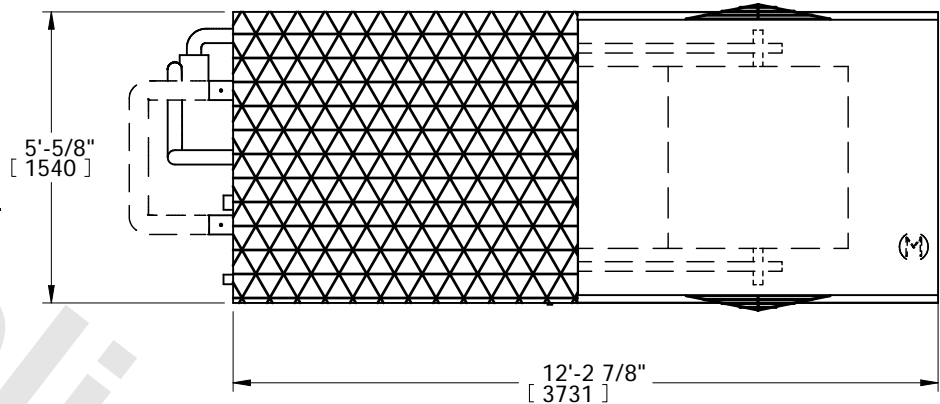
# EVAPCO, INC.



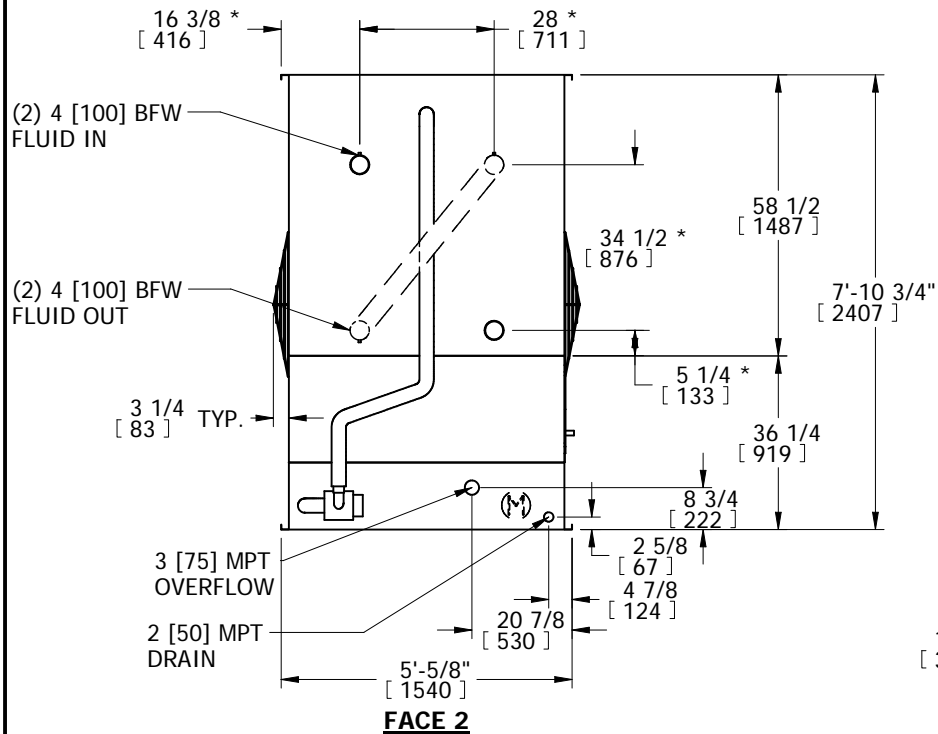
UNIT	MODEL #	SCALE	DWG. #	REV.	DATE	SERIAL #
<b>CLOSED CIRCUIT COOLER</b>		NTS	WV050610-DRB-SF	-		

- NOTES:
1. (M) - FAN MOTOR LOCATION
  2. \* - APPROXIMATE DIMENSIONS DO NOT USE FOR PRE-FABRICATION OF CONNECTION PIPING
  3. MPT DENOTES MALE PIPE THREAD  
FPT DENOTES FEMALE PIPE THREAD  
BFW DENOTES BEVELED FOR WELDING
  4. + UNIT WEIGHT DOES NOT INCLUDE ACCESSORIES (SEE SEPARATE DRAWINGS FOR ACCESSORIES)
  5. 3/4" DIA. MOUNTING HOLES. REFER TO RECOMMENDED STEEL SUPPORT DRAWING
  6. MAKE-UP WATER PRESSURE-20 psi MIN, 50 psi MAX
  7. SERIES FLOW PIPING AND AUX. CROSSOVER DRAIN ARE BY OTHERS

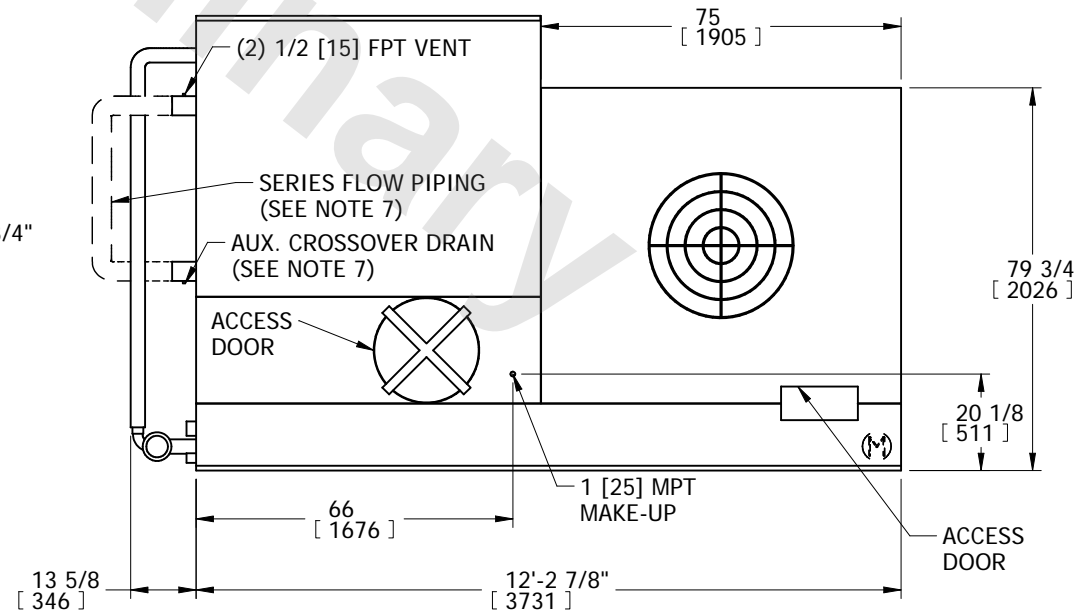
**FACE 2  
PLAN VIEW**



**FACE 1**



**FACE 2**



**FACE 1**

SHIPPING WEIGHT	5210 lbs+ [2363] kg+	OPERATING WEIGHT	7900 lbs+ [3583] kg+	HEIEST SECTION WEIGHT	5210 lbs+ [2363] kg+	NO. OF SHIPPING SECTIONS	1
-----------------	----------------------	------------------	----------------------	-----------------------	----------------------	--------------------------	---