

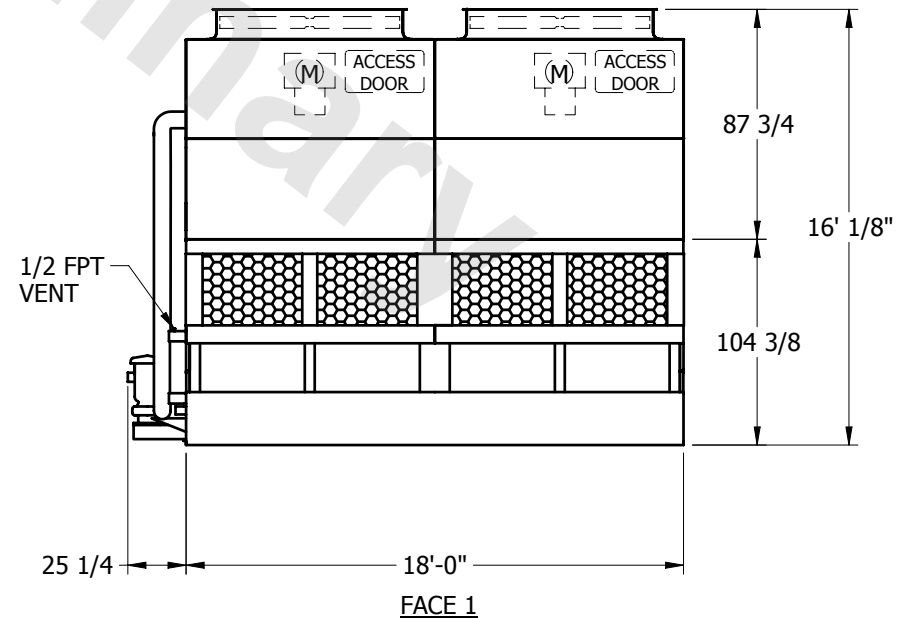
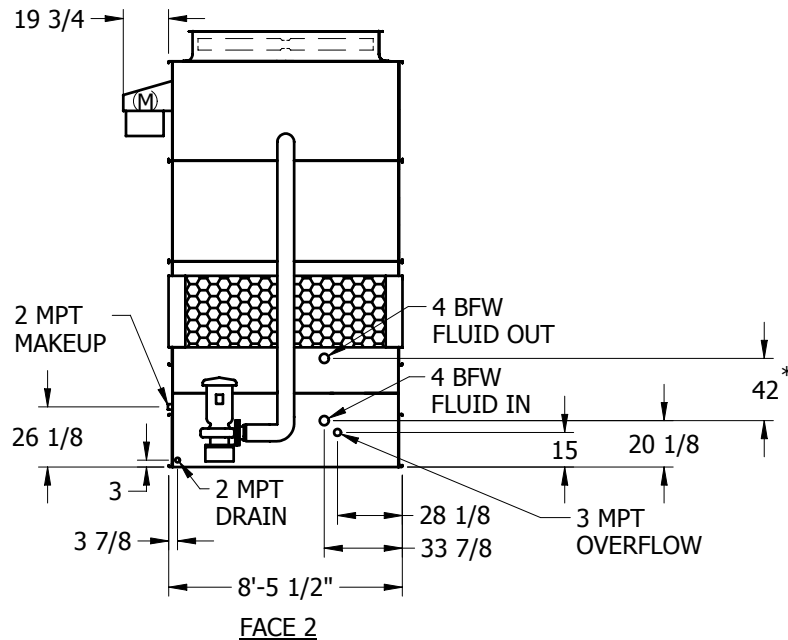
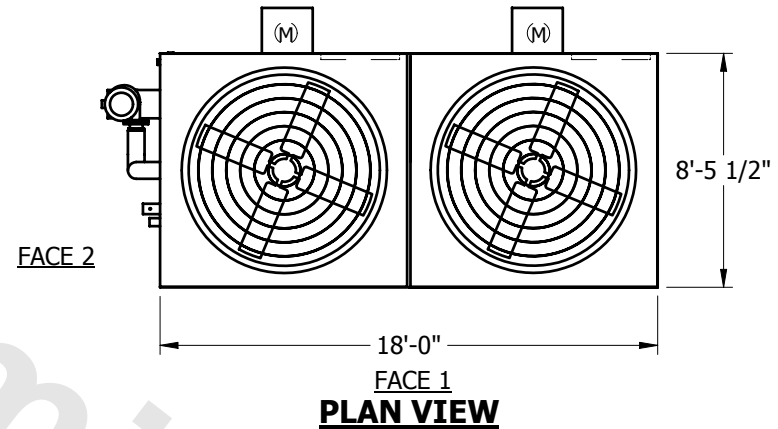
EVAPCO, INC.



UNIT	CLOSED CIRCUIT COOLER	MODEL #	LRWB 5-5G6-Z	SCALE	NTS	DWG. #	WZ09182412-ERA-ST	REV.		DATE	6/21/2025	SERIAL #	
------	------------------------------	---------	--------------	-------	-----	--------	-------------------	------	--	------	-----------	----------	--

NOTES:

1. (M) - FAN MOTOR LOCATION
2. HEAVIEST SECTION IS LOWER SECTION
3. MPT DENOTES MALE PIPE THREAD
FPT DENOTES FEMALE PIPE THREAD
BFW DENOTES BEVELED FOR WELDING
4. * UNIT WEIGHT DOES NOT INCLUDE ACCESSORIES (SEE SEPARATE DRAWINGS FOR ACCESSORIES)
5. 3/4" DIA. MOUNTING HOLES. REFER TO RECOMMENDED STEEL SUPPORT DRAWING
6. MAKE-UP WATER PRESSURE-20 psi MIN, 50 psi MAX
7. * - APPROXIMATE DIMENSIONS DO NOT USE FOR PRE-FABRICATION OF CONNECTING PIPING
8. MAKE-UP IS LOCATED 4 3/4" FROM CONNECTION END



SHIPPING WEIGHT	19865	lbs. +	OPERATING WEIGHT	29255	lbs.	HEAVIEST SECTION WEIGHT	14635	lbs.	NO. OF SHIPPING SECTIONS	2
-----------------	-------	--------	------------------	-------	------	-------------------------	-------	------	--------------------------	---