

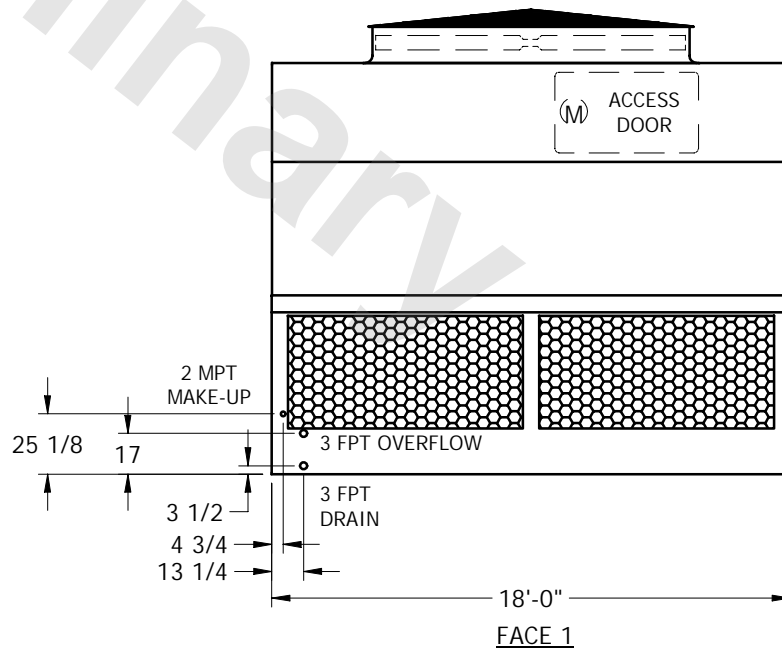
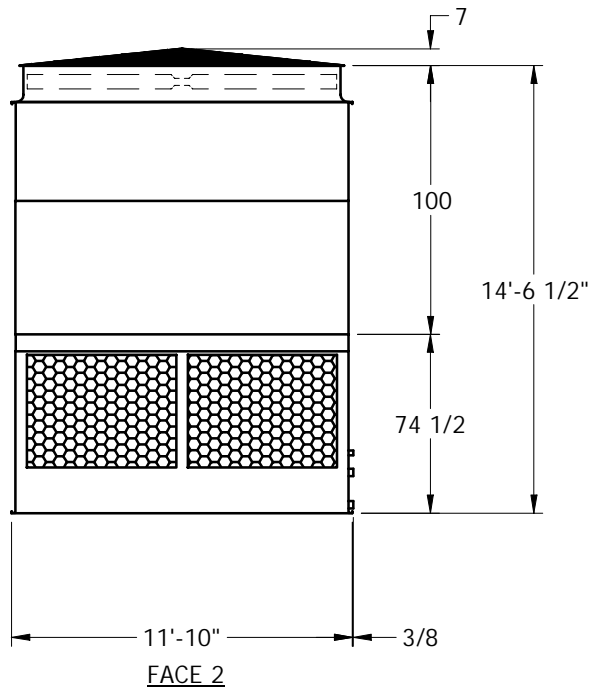
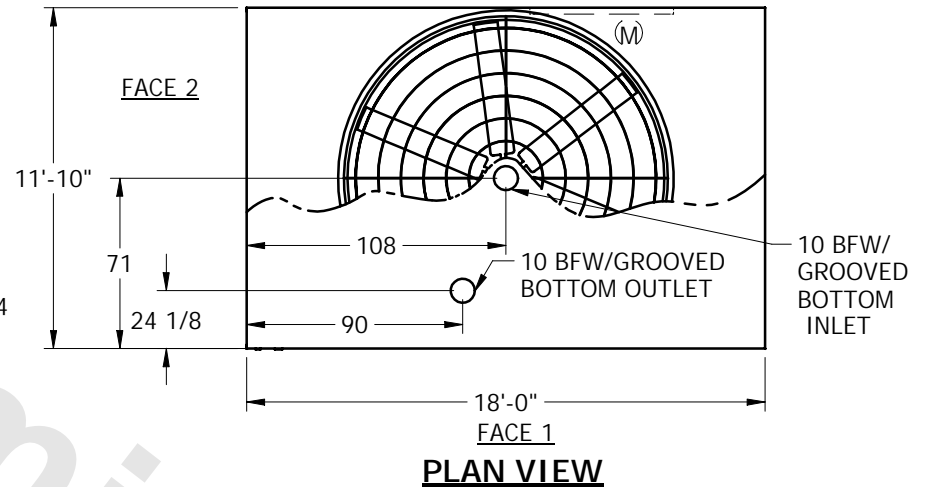
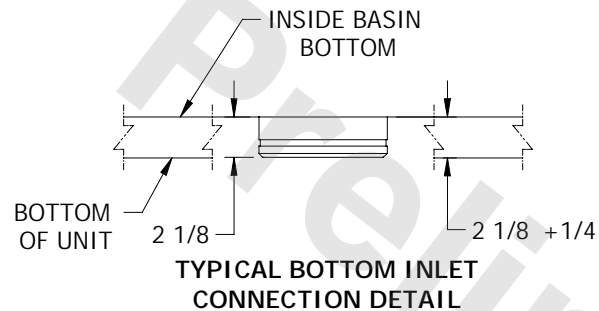
EVAPCO, INC.



UNIT	COOLING TOWER	MODEL #	LRWB 8-5L9-Z	SCALE	NTS	DWG. #	T2BI121824-ERA-ST	REV.		DATE	6/16/2025	SERIAL #	
------	---------------	---------	--------------	-------	-----	--------	-------------------	------	--	------	-----------	----------	--

NOTES:

1. (M)- FAN MOTOR LOCATION
2. HEAVIEST SECTION IS UPPER SECTION
3. MPT DENOTES MALE PIPE THREAD
FPT DENOTES FEMALE PIPE THREAD
BFW DENOTES BEVELED FOR WELDING
4. + UNIT WEIGHT DOES NOT INCLUDE ACCESSORIES (SEE SEPARATE DRAWINGS FOR ACCESSORIES)
5. 3/4" DIA. MOUNTING HOLES. REFER TO RECOMMENDED STEEL SUPPORT DRAWING
6. MAKE-UP WATER PRESSURE-20 psi MIN, 50 psi MAX
7. FOR BOTTOM INLET SPECIFICATIONS, SEE DETAIL



SHIPPING WEIGHT	10680	lbs. +	OPERATING WEIGHT	19950	lbs.	HEAVIEST SECTION WEIGHT	6920	lbs.	NO. OF SHIPPING SECTIONS	2
-----------------	-------	--------	------------------	-------	------	-------------------------	------	------	--------------------------	---