


EVAPCO, INC.

| | | | | | | |
|------------------------------|----------------------------|---------------------|----------------------------------|------|--------------------------|----------|
| UNIT COOLING TOWER | MODEL # PMC-992E | SCALE NTS | DWG. # TL0P1824-MRD-ST | REV. | DATE 1/21/2022 | SERIAL # |
|------------------------------|----------------------------|---------------------|----------------------------------|------|--------------------------|----------|

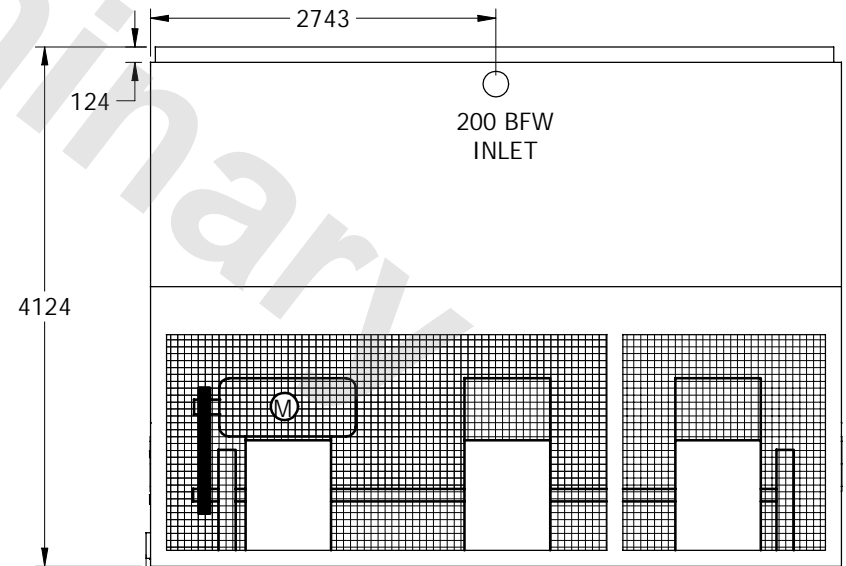
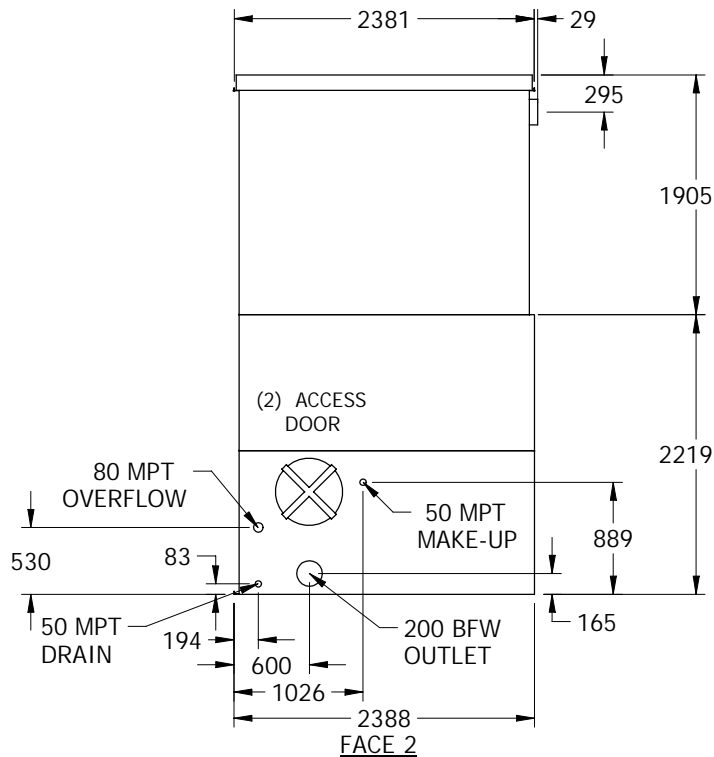
- NOTES:
1. (M) - FAN MOTOR LOCATION
 2. MAKE-UP WATER PRESSURE IS 137 kPa MIN. 344 kPa MAX.
 3. MPT DENOTES MALE PIPE THREAD
FPT DENOTES FEMALE PIPE THREAD
BFW DENOTES BEVELED FOR WELDING
 4. + UNIT WEIGHT DOES NOT INCLUDE ACCESSORIES (SEE SEPARATE DRAWINGS FOR ACCESSORIES)
 5. 19 mm DIA. MOUNTING HOLES. REFER TO RECOMMENDED STEEL SUPPORT DRAWING
 6. HEAVIEST SECTION IS LOWER SECTION

FACE 2 2388



5486

FACE 1
PLAN VIEW



5486
FACE 1

| | | | | | | | | | | |
|-----------------|------|------|------------------|------|----|-------------------------|------|----|--------------------------|---|
| SHIPPING WEIGHT | 3985 | kg + | OPERATING WEIGHT | 6725 | kg | HEAVIEST SECTION WEIGHT | 2325 | kg | NO. OF SHIPPING SECTIONS | 2 |
|-----------------|------|------|------------------|------|----|-------------------------|------|----|--------------------------|---|