

CONFIDENTIAL

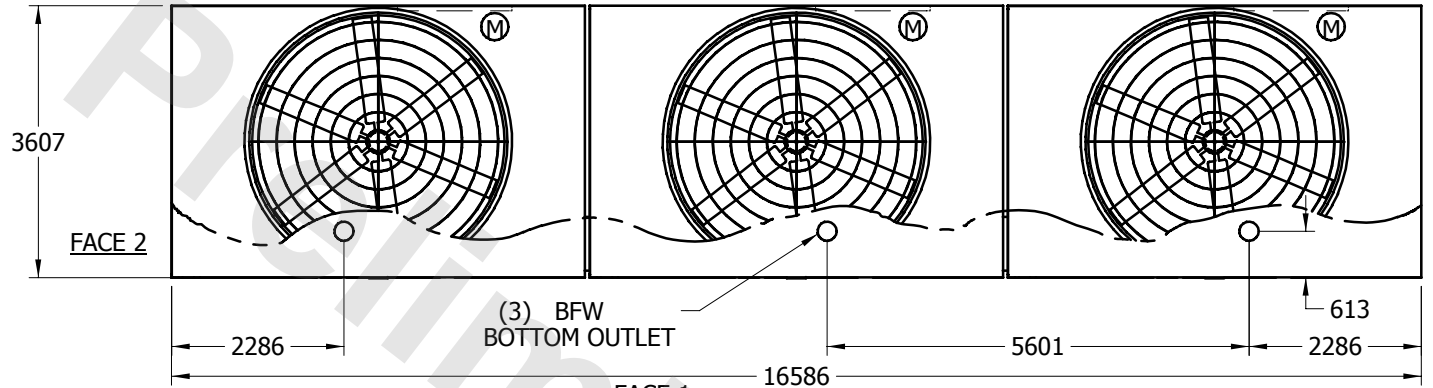
This document is the property of Evapco, Inc. It should not be copied or disclosed without prior written authorization.

# EVAPCO, INC.

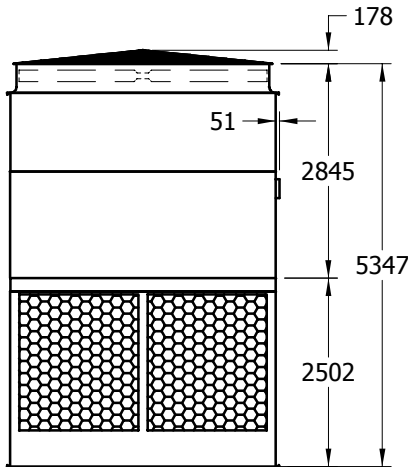


<b>UNIT</b> <b>COOLING TOWER</b>	<b>MODEL #</b> PMC-992E	<b>SCALE</b> NTS	<b>DWG. #</b> T2125436-MRB-RS	<b>REV.</b>	<b>DATE</b> 11/7/2024	<b>SERIAL #</b>
-------------------------------------	----------------------------	---------------------	----------------------------------	-------------	--------------------------	-----------------

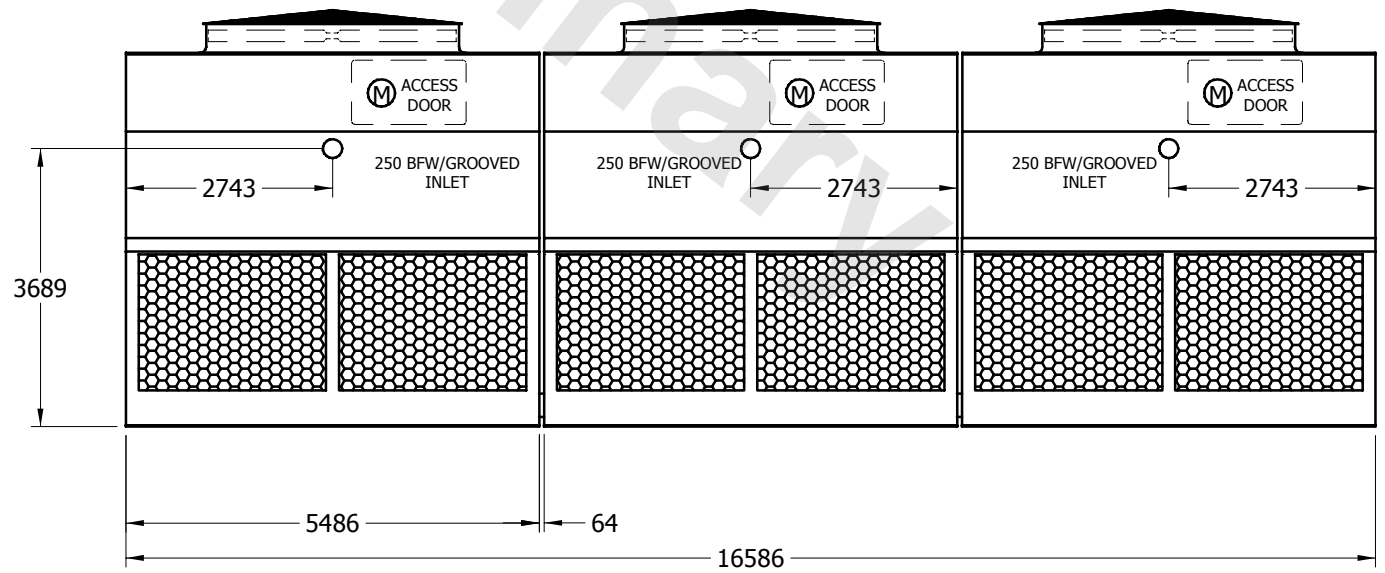
- NOTES:
1. (M)- FAN MOTOR LOCATION
  2. HEAVIEST SECTION IS UPPER SECTION
  3. MPT DENOTES MALE PIPE THREAD  
FPT DENOTES FEMALE PIPE THREAD  
BFW DENOTES BEVELED FOR WELDING
  4. + UNIT WEIGHT DOES NOT INCLUDE ACCESSORIES (SEE SEPARATE DRAWINGS FOR ACCESSORIES)
  5. 19mm DIA. MOUNTING HOLES. REFER TO RECOMMENDED STEEL SUPPORT DRAWING



**FACE 1**  
**PLAN VIEW**



**FACE 2**



**FACE 1**

<b>SHIPPING WEIGHT</b>	16140	<b>kg</b> +	<b>OPERATING WEIGHT</b>	21285	<b>kg</b>	<b>HEAVIEST SECTION WEIGHT</b>	3640	<b>kg</b>	<b>NO. OF SHIPPING SECTIONS</b>	6
------------------------	-------	-------------	-------------------------	-------	-----------	--------------------------------	------	-----------	---------------------------------	---