


EVAPCO, INC.

UNIT COOLING TOWER	MODEL # PMC-989E	SCALE NTS	DWG. # TLOP1836-MRD-ST	REV.	DATE 1/21/2022	SERIAL #
------------------------------	----------------------------	---------------------	----------------------------------	------	--------------------------	----------

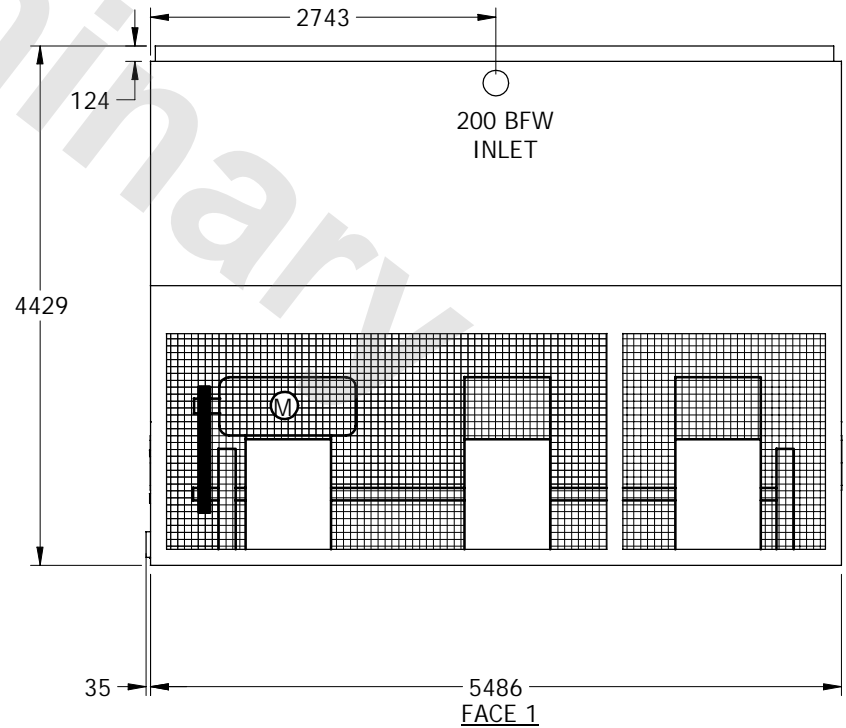
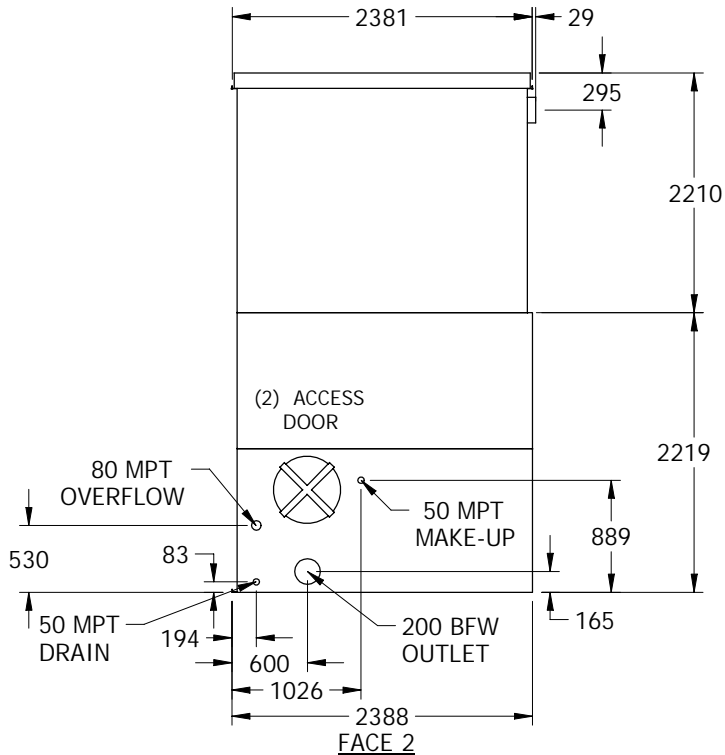
- NOTES:
1. (M) - FAN MOTOR LOCATION
 2. MAKE-UP WATER PRESSURE IS 137 kPa MIN. 344 kPa MAX.
 3. MPT DENOTES MALE PIPE THREAD
FPT DENOTES FEMALE PIPE THREAD
BFW DENOTES BEVELED FOR WELDING
 4. + UNIT WEIGHT DOES NOT INCLUDE ACCESSORIES (SEE SEPARATE DRAWINGS FOR ACCESSORIES)
 5. 19 mm DIA. MOUNTING HOLES. REFER TO RECOMMENDED STEEL SUPPORT DRAWING
 6. HEAVIEST SECTION IS LOWER SECTION

FACE 2 2388



5486

FACE 1
PLAN VIEW



SHIPPING WEIGHT	4215	kg +	OPERATING WEIGHT	6960	kg	HEAVIEST SECTION WEIGHT	2325	kg	NO. OF SHIPPING SECTIONS	2
-----------------	------	------	------------------	------	----	-------------------------	------	----	--------------------------	---