

CONFIDENTIAL

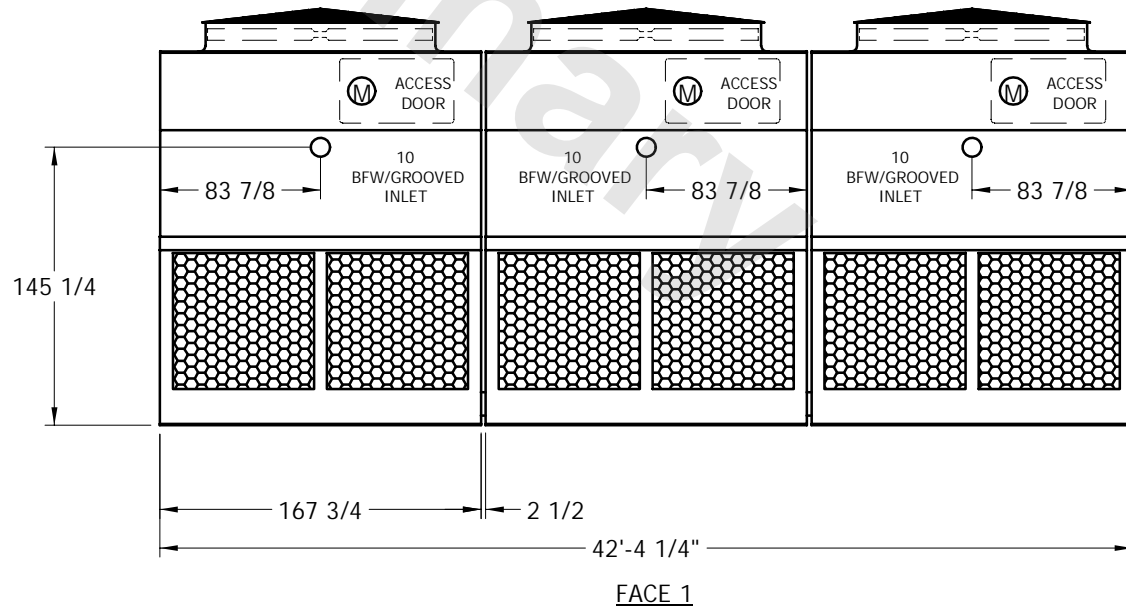
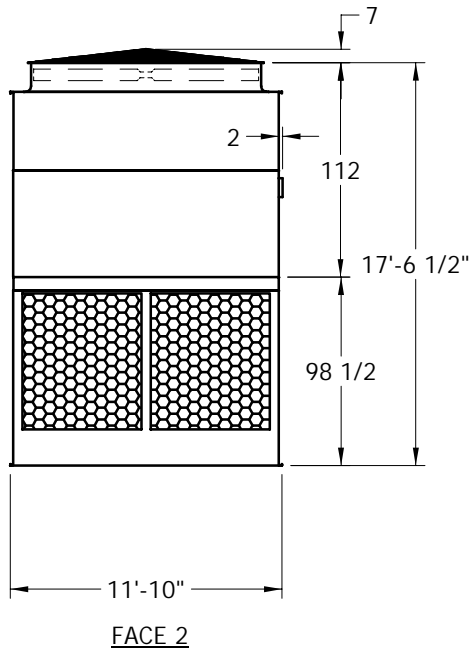
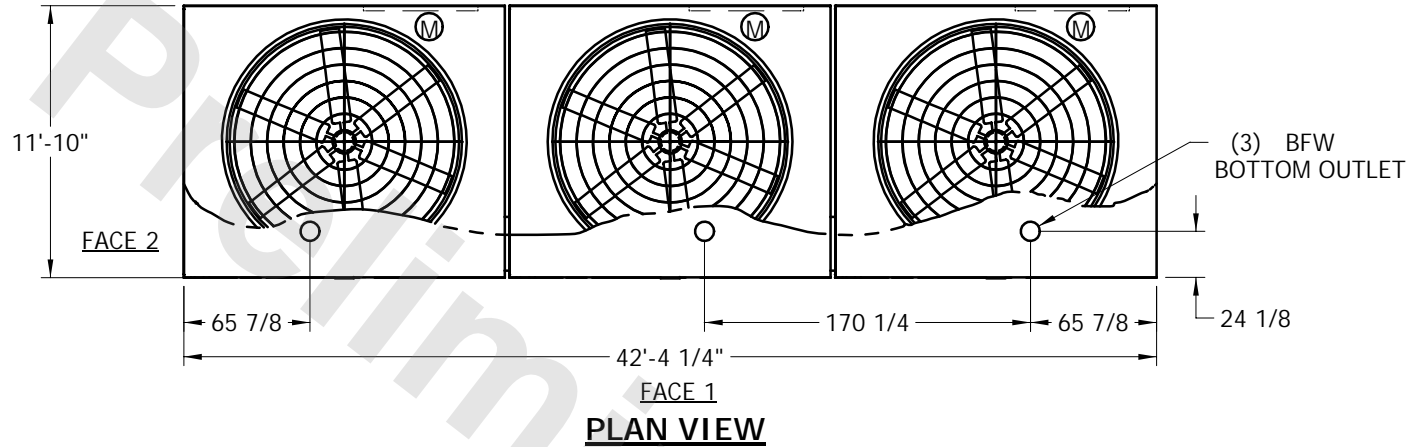
This document is the property of Evapco, Inc. It should not be copied or disclosed without prior written authorization.

# EVAPCO, INC.



UNIT <b>COOLING TOWER</b>	MODEL #	SCALE NTS	DWG. # T2124236-ERC-RS	REV.	DATE	SERIAL #
------------------------------	---------	--------------	---------------------------	------	------	----------

- NOTES:
1. (M) - FAN MOTOR LOCATION
  2. HEAVIEST SECTION IS UPPER SECTION
  3. MPT DENOTES MALE PIPE THREAD  
FPT DENOTES FEMALE PIPE THREAD  
BFW DENOTES BEVELED FOR WELDING
  4. + UNIT WEIGHT DOES NOT INCLUDE ACCESSORIES (SEE SEPARATE DRAWINGS FOR ACCESSORIES)
  5. 3/4" DIA. MOUNTING HOLES. REFER TO RECOMMENDED STEEL SUPPORT DRAWING



SHIPPING WEIGHT	28140	lbs. +	OPERATING WEIGHT	37380	lbs.	HEAVIEST SECTION WEIGHT	6540	lbs.	NO. OF SHIPPING SECTIONS	6
-----------------	-------	--------	------------------	-------	------	-------------------------	------	------	--------------------------	---