

EVAPCO, INC.

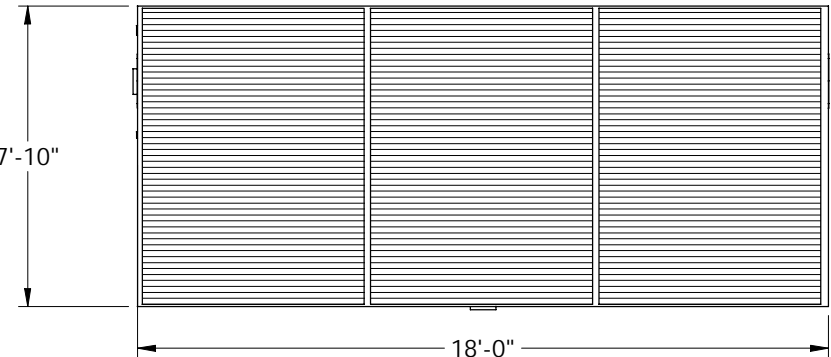


UNIT	COOLING TOWER	MODEL #	LSC-210E	SCALE	NTS	DWG. #	TL0P1812-ERD-ST	REV.		DATE	6/12/2025	SERIAL #	
------	---------------	---------	----------	-------	-----	--------	-----------------	------	--	------	-----------	----------	--

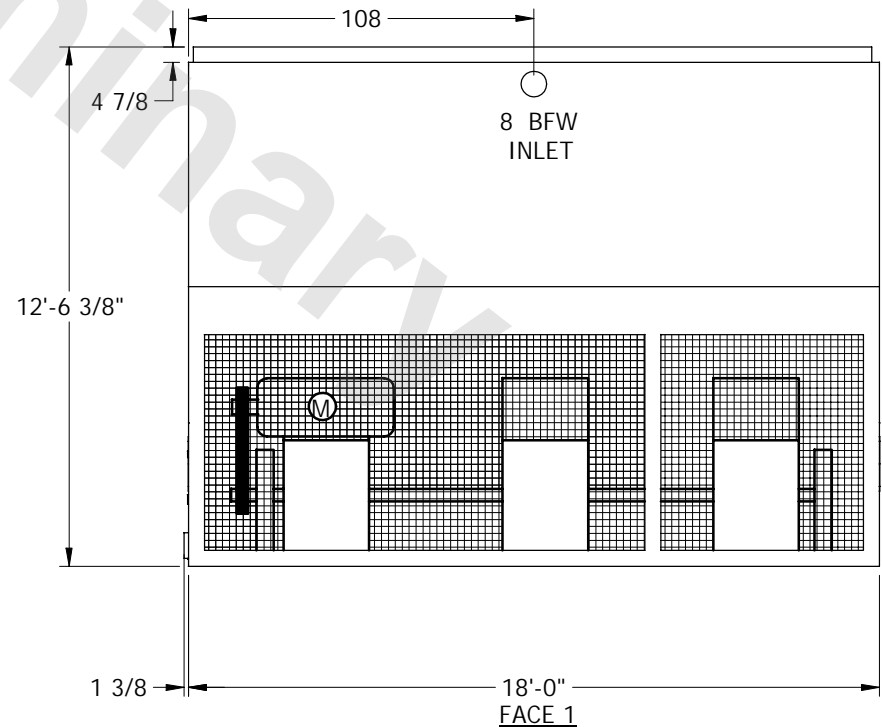
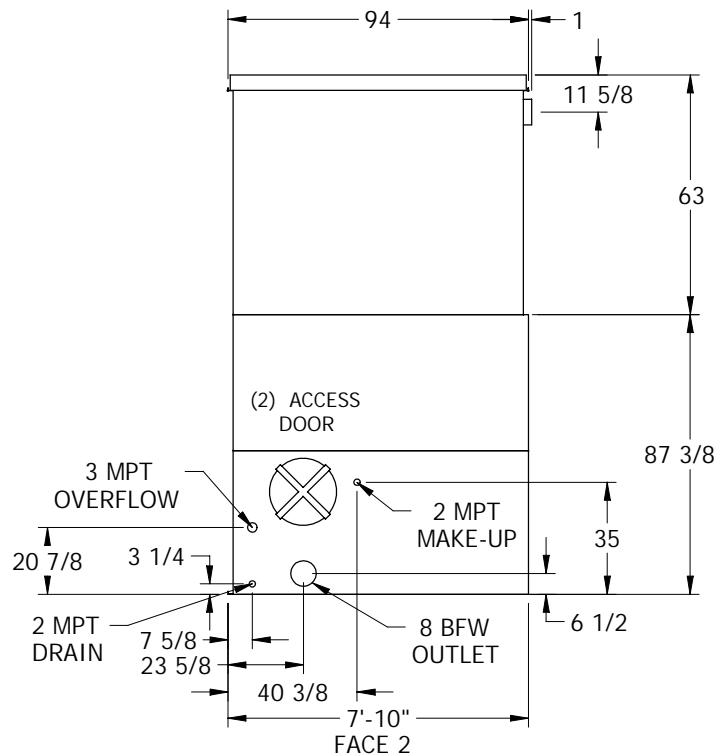
NOTES:

1. (M) - FAN MOTOR LOCATION
2. MAKE-UP WATER PRESSURE IS 20 psi MIN.
50 psi MAX.
3. MPT DENOTES MALE PIPE THREAD
FPT DENOTES FEMALE PIPE THREAD
BFW DENOTES BEVELED FOR WELDING
4. + UNIT WEIGHT DOES NOT INCLUDE
ACCESSORIES (SEE SEPARATE DRAWINGS
FOR ACCESSORIES)
5. 3/4" DIA. MOUNTING HOLES. REFER TO
RECOMMENDED STEEL SUPPORT
DRAWING
6. HEAVIEST SECTION IS LOWER SECTION

FACE 2 7'-10"



FACE 1
PLAN VIEW



SHIPPING WEIGHT	8250	lbs. +	OPERATING WEIGHT	14300	lbs.	HEAVIEST SECTION WEIGHT	5110	lbs.	NO. OF SHIPPING SECTIONS	2
-----------------	------	--------	------------------	-------	------	-------------------------	------	------	--------------------------	---