

EVAPCO, INC.

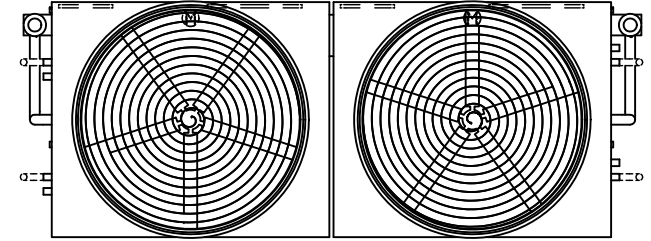


UNIT	EVAPORATIVE CONDENSER	MODEL #	ATC-DC-1228M-35-2EF	SCALE	N.T.S.	DWG. #	EGCH122804-DRC-ST	REV.	-	DATE	8/26/2025	SERIAL #	
------	-----------------------	---------	---------------------	-------	--------	--------	-------------------	------	---	------	-----------	----------	--

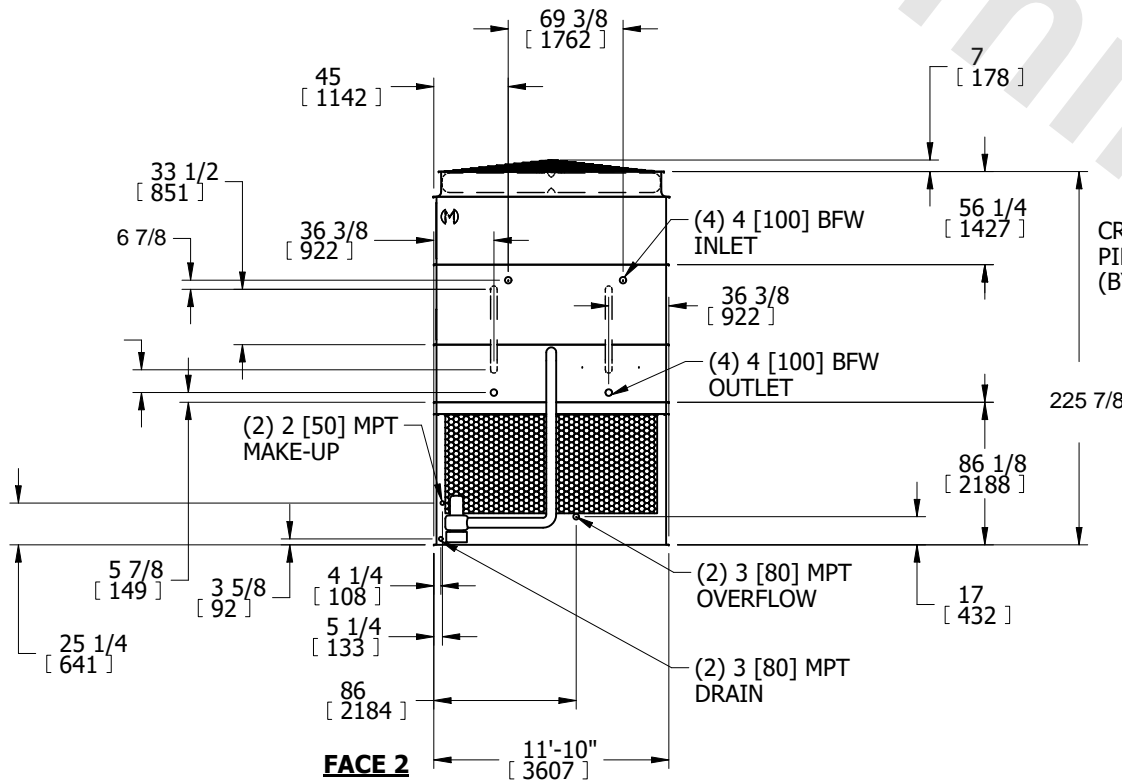
NOTES:

1. (M)- FAN MOTOR LOCATION
2. HEAVIEST SECTION IS COIL SECTION
3. MPT DENOTES MALE PIPE THREAD
FPT DENOTES FEMALE PIPE THREAD
BFW DENOTES BEVELED FOR WELDING
GVD DENOTES GROOVED
FLG DENOTES FLANGE
4. +UNIT WEIGHT DOES NOT INCLUDE ACCESSORIES (SEE ACCESSORY DRAWINGS)
5. MAKE-UP WATER PRESSURE
20 psi MIN [137 kPa], 50 psi MAX [344 kPa]
6. 3/4" [19mm] DIA. MOUNTING HOLES. REFER TO RECOMMENDED STEEL SUPPORT DRAWING.
7. * - APPROXIMATE DIMENSIONS DO NOT USE FOR PRE-FABRICATION OF CONNECTING PIPING.

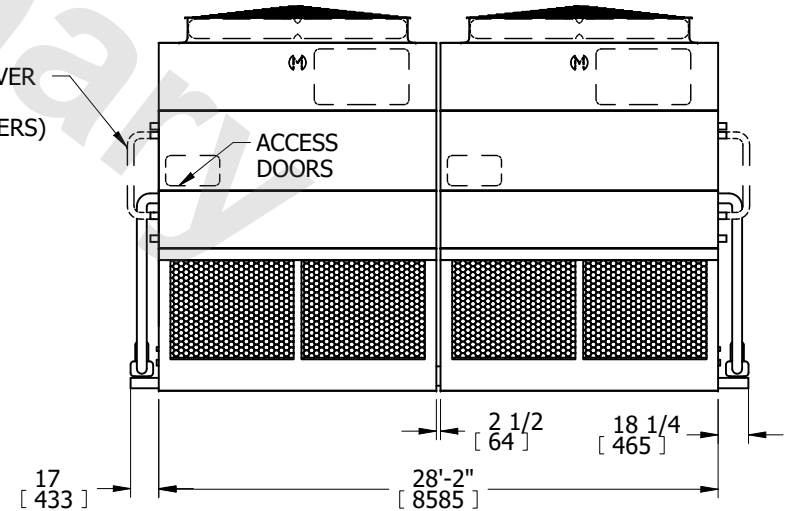
**FACE 2
PLAN VIEW**



FACE 1



CROSSOVER
PIPING
(BY OTHERS)



FACE 1

SHIPPING WEIGHT	49340 lbs+ [22385] kg+	OPERATING WEIGHT	66200 lbs+ [30030] kg+	HEAVIEST SECTION WEIGHT	21810 lbs+ [9895] kg+	NO. OF SHIPPING SECTIONS	6	DRAWN BY:	SFR
-----------------	------------------------	------------------	------------------------	-------------------------	-----------------------	--------------------------	---	-----------	-----