

EVAPCO, INC.

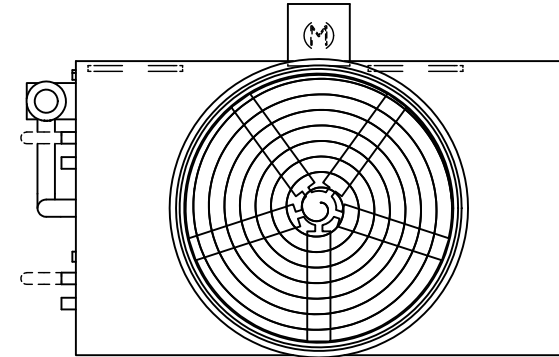


UNIT EVAPORATIVE CONDENSER	MODEL # ATC-DC-914I-25-2EF	SCALE N.T.S.	DWG. # EGCH091404-DRC-ST	REV. -	DATE 6/19/2026	SERIAL #
-------------------------------	-------------------------------	-----------------	-----------------------------	-----------	-------------------	----------

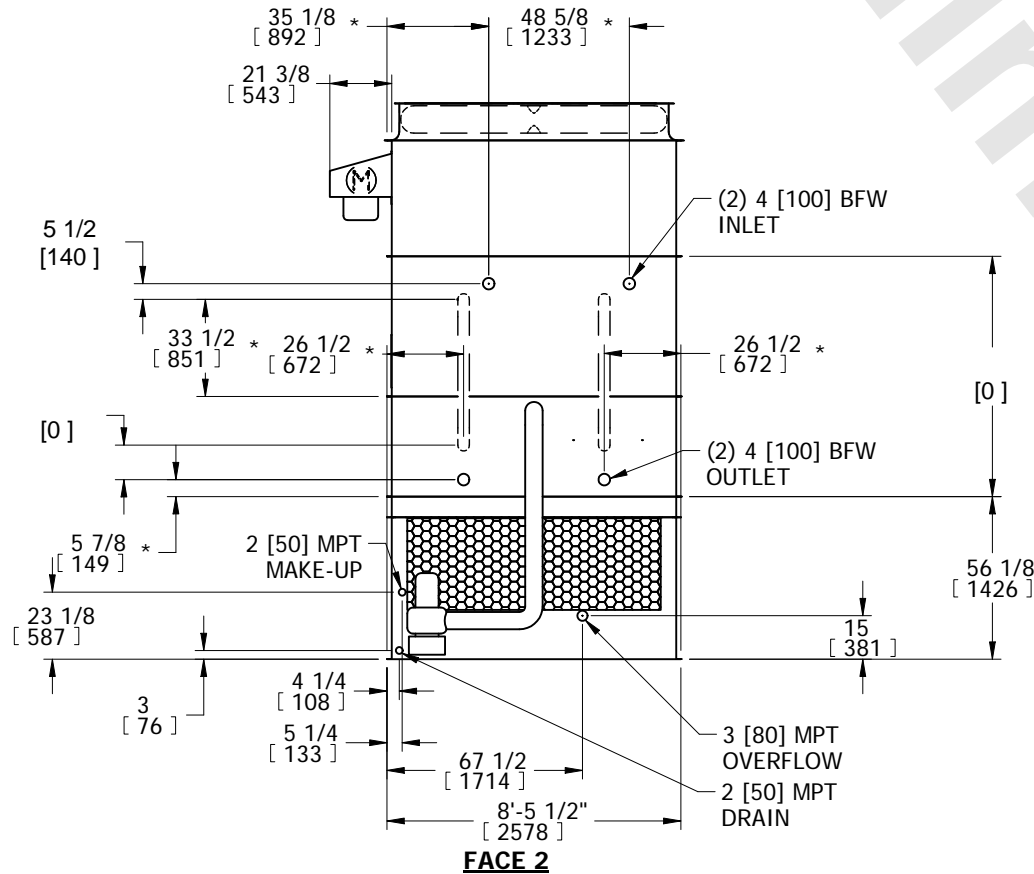
- NOTES:
- (M)- FAN MOTOR LOCATION
 - HEAVIEST SECTION IS COIL SECTION
 - MPT DENOTES MALE PIPE THREAD
FPT DENOTES FEMALE PIPE THREAD
BFW DENOTES BEVELED FOR WELDING
 - +UNIT WEIGHT DOES NOT INCLUDE ACCESSORIES (SEE ACCESSORY DRAWINGS)
 - MAKE-UP WATER PRESSURE
20 psi MIN [137 kPa], 50 psi MAX [344 kPa]

- DIMENSIONS LISTED AS FOLLOWS:
ENGLISH IN
[METRIC] [mm]
- * - APPROXIMATE DIMENSIONS DO NOT USE FOR PRE-FABRICATION OF CONNECTING PIPING.

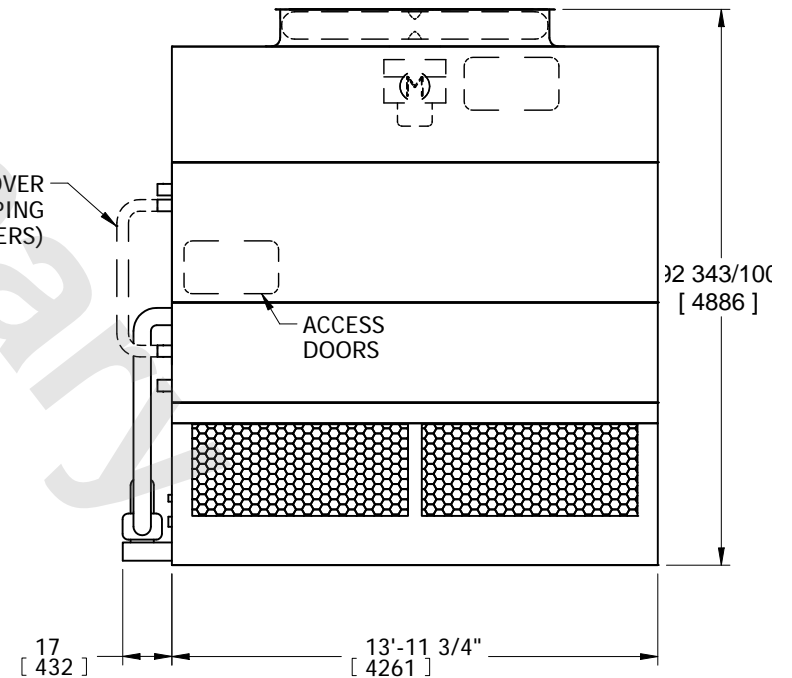
**FACE 2
PLAN VIEW**



FACE 1



CROSSOVER PIPING (BY OTHERS)



FACE 1

SHIPPING WEIGHT 16000 lbs+ [7260] kg+	OPERATING WEIGHT 20370 lbs+ [9240] kg+	HEAVIEST SECTION WEIGHT 11490 lbs+ [5215] kg+	NO. OF SHIPPING SECTIONS 3	DRAWN BY: SFR
--	---	--	-------------------------------	------------------