

# EVAPCO, INC.

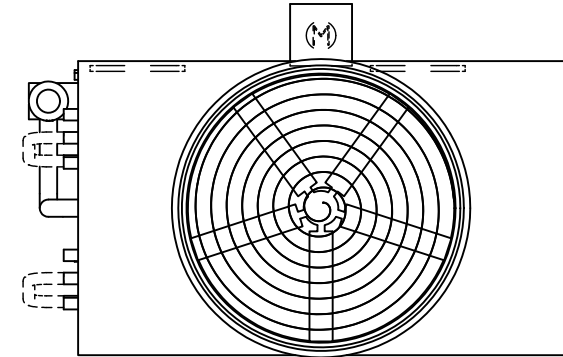


UNIT EVAPORATIVE CONDENSER	MODEL # ATC-DC-914J-35-1EF	SCALE N.T.S.	DWG. # EGCH091402-DRC-ST	REV. -	DATE 6/19/2026	SERIAL #
-------------------------------	-------------------------------	-----------------	-----------------------------	-----------	-------------------	----------

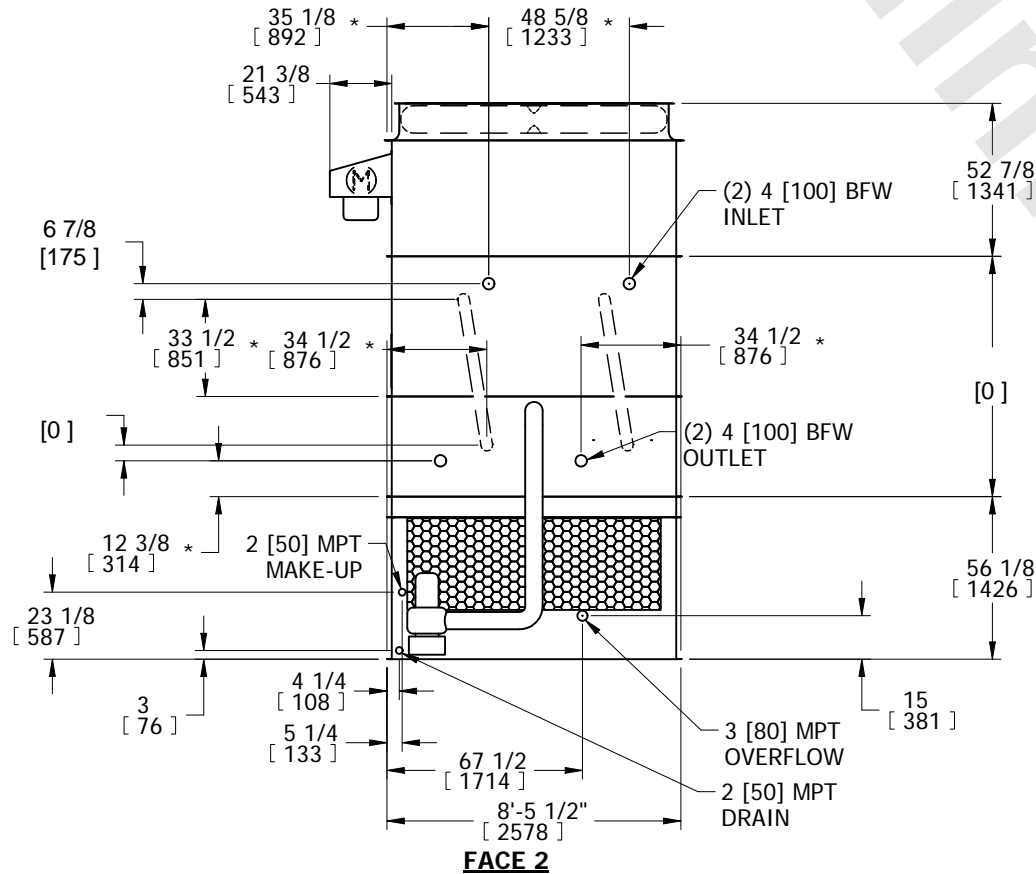
- NOTES:
- (M)- FAN MOTOR LOCATION
  - HEAVIEST SECTION IS COIL SECTION
  - MPT DENOTES MALE PIPE THREAD  
FPT DENOTES FEMALE PIPE THREAD  
BFW DENOTES BEVELED FOR WELDING
  - +UNIT WEIGHT DOES NOT INCLUDE ACCESSORIES (SEE ACCESSORY DRAWINGS)
  - MAKE-UP WATER PRESSURE  
20 psi MIN [137 kPa], 50 psi MAX [344 kPa]

- DIMENSIONS LISTED AS FOLLOWS:  
ENGLISH IN  
[METRIC] [mm]
- \* - APPROXIMATE DIMENSIONS DO NOT USE FOR PRE-FABRICATION OF CONNECTING PIPING.

**FACE 2  
PLAN VIEW**

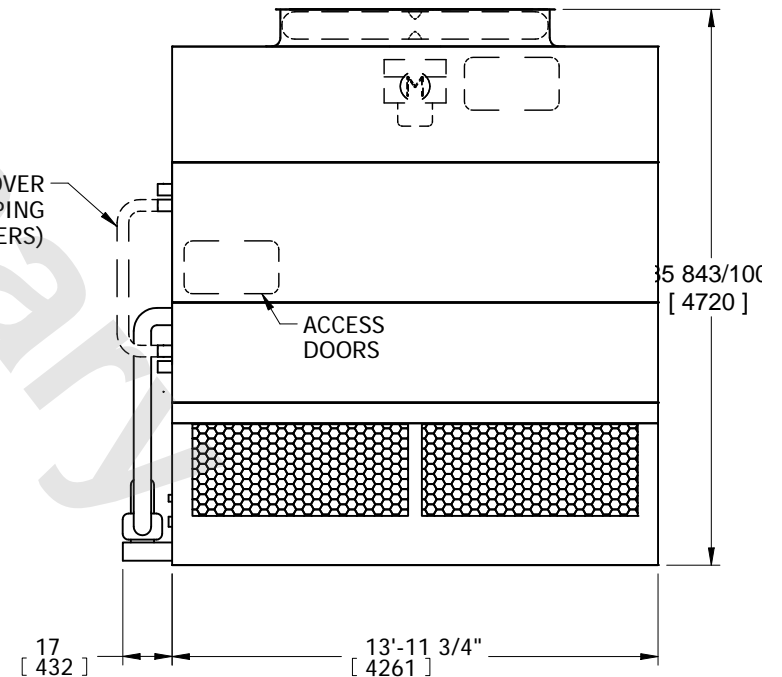


**FACE 1**



**FACE 2**

CROSSOVER PIPING (BY OTHERS)



**FACE 1**

SHIPPING WEIGHT 15800 lbs+ [7170] kg+	OPERATING WEIGHT 20270 lbs+ [9195] kg+	HEAVIEST SECTION WEIGHT 11160 lbs+ [5065] kg+	NO. OF SHIPPING SECTIONS 3	DRAWN BY: SFR
--	---	--	-------------------------------	------------------