UNIT	CLOSED CIRCUIT COOLER		EVAPCO, INC.	DWG. #	WB3091810-DRC-ST	REV.	-
MODEL #	ATWB 9-5J18	SCALE	NTS	SERIAL #		DATE	7/4/2025

NOTES:
1. (M)- FAN MOTOR LOCATION
2. HEAVIEST SECTION IS UPPER SECTION
3. MPT DENOTES MALE PIPE THREAD
   FPT DENOTES FEMALE PIPE THREAD
   BFW DENOTES BEVELED FOR WELDING
   GVD DENOTES GROOVED
   FLG DENOTES FLANGE
   PE DENOTES PLAIN END
4. +UNIT WEIGHT DOES NOT INCLUDE ACCESSORIES (SEE ACCESSORY DRAWINGS)
5. MAKE-UP WATER PRESSURE 20 psi MIN [137 kPa], 50 psi MAX [344 kPa]
6. *-APPROXIMATE DIMENSIONS DO NOT USE FOR PRE-FABRICATION OF CONNECTING PIPING
7. 3/4" [19mm] DIA. MOUNTING HOLES. REFER TO RECOMMENDED STEEL SUPPORT DRAWING.
8. DIMENSIONS LISTED AS FOLLOWS:
   ENGLISH FT-IN
   METRIC [mm]

Preliminary

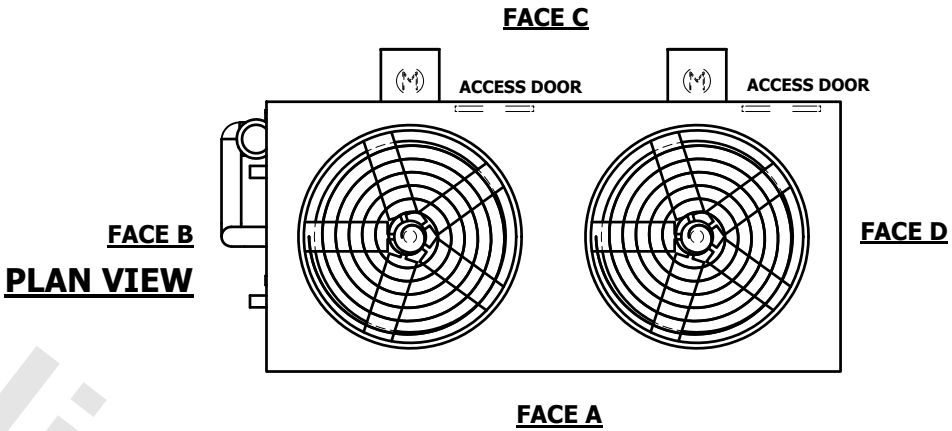

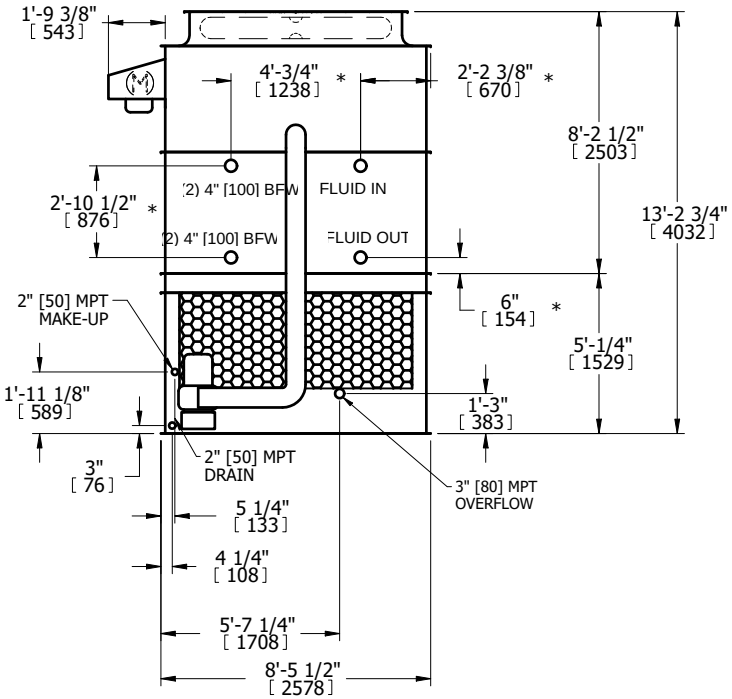

FACE B

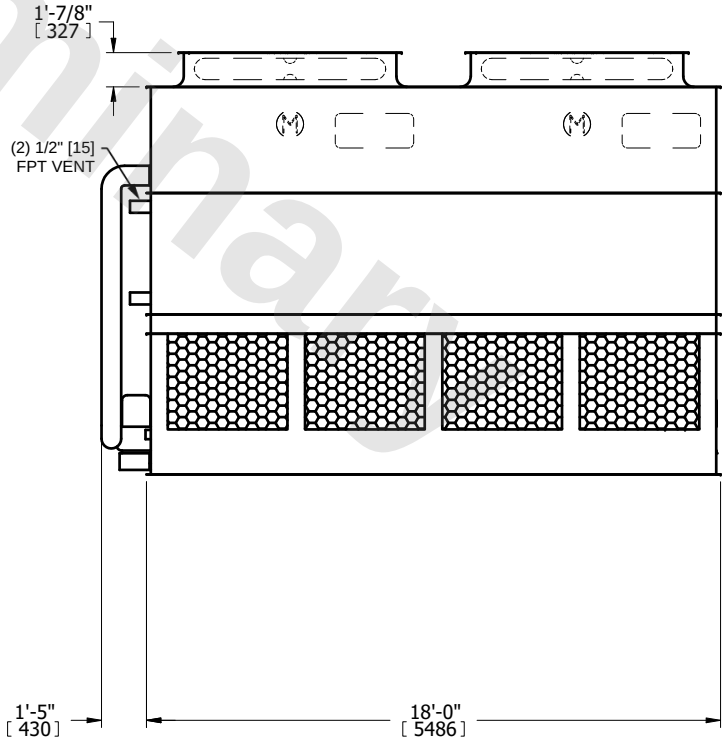

FACE A

SHIPPING WEIGHT	20200 lbs+ [9165] kg+	OPERATING WEIGHT	30060 lbs+ [13635] kg+	HEAVIEST SECTION WEIGHT	17410 lbs+ [7900] kg+	NO. OF SHIPPING SECTIONS	2	DRAWN BY:	SLR