

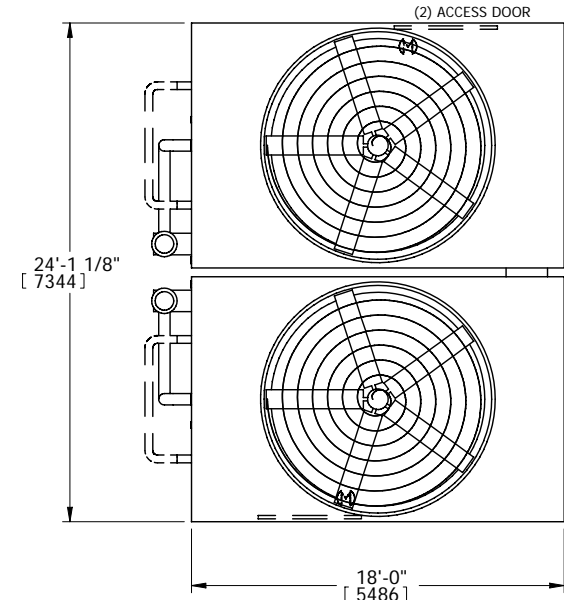
EVAPCO, INC.



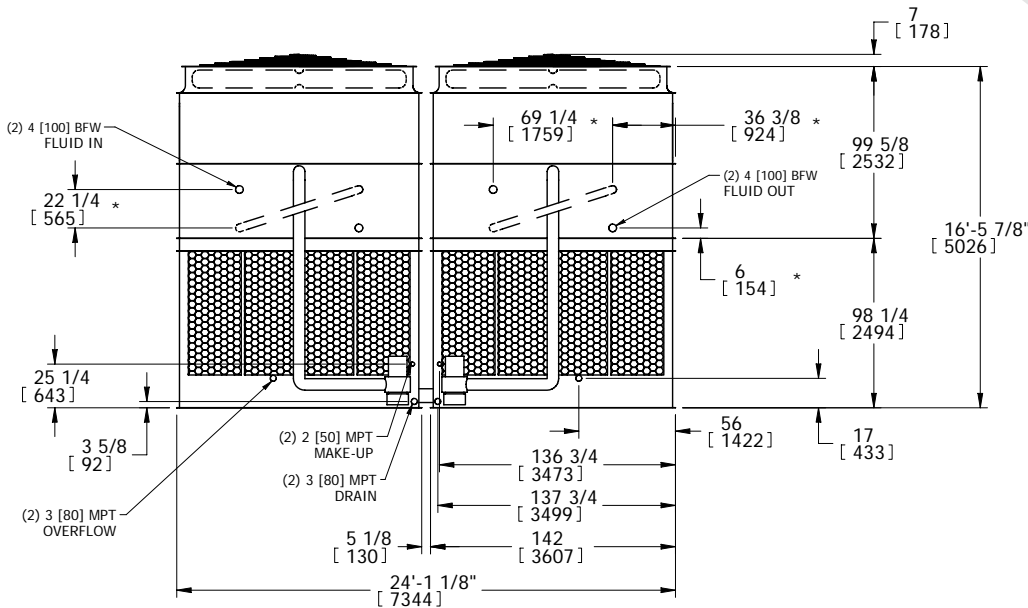
| | | | | | | |
|--------------------------------------|----------------------------------|-------|-----------------------------------|------|--------------------------|----------|
| UNIT CLOSED CIRCUIT COOLER | MODEL # ATWB 24-3M18-Z | SCALE | DWG. # WB3241806-DRA-SF | REV. | DATE 4/29/2026 | SERIAL # |
|--------------------------------------|----------------------------------|-------|-----------------------------------|------|--------------------------|----------|

- NOTES:
- (M)- FAN MOTOR LOCATION
 - HEAVIEST SECTION IS UPPER SECTION
 - MPT DENOTES MALE PIPE THREAD
FPT DENOTES FEMALE PIPE THREAD
BFW DENOTES BEVELED FOR WELDING
 - +UNIT WEIGHT DOES NOT INCLUDE ACCESSORIES (SEE ACCESSORY DRAWINGS)
 - MAKE-UP WATER PRESSURE
20 psi MIN [137 kPa], 50 psi MAX [344 kPa]
 - * -APPROXIMATE DIMENSIONS DO NOT USE FOR PRE-FABRICATION OF CONNECTING PIPING
 - SERIES FLOW PIPING AND AUX. CROSSOVER DRAIN BY OTHERS.

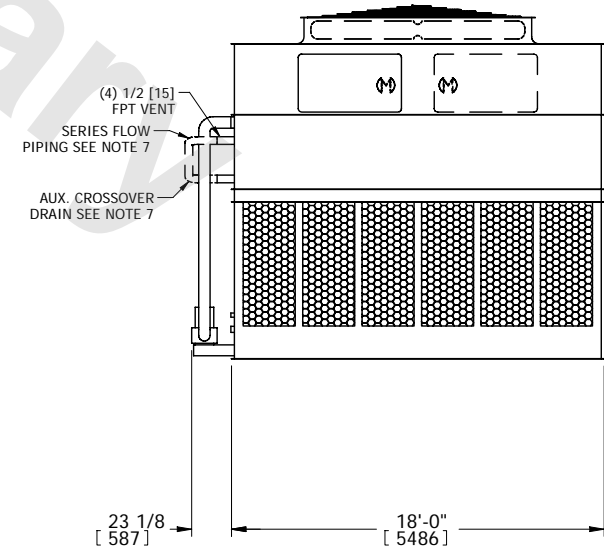
FACE 2 PLAN VIEW



FACE 1



FACE 2



FACE 1

| | | | |
|--|---|---|--------------------------------------|
| SHIPPING WEIGHT 41000 lbs+ [18597] kg+ | OPERATING WEIGHT 66880 lbs+ [30336] kg+ | HEAVIEST SECTION WEIGHT 16580 lbs+ [7521] kg+ | NO. OF SHIPPING SECTIONS 4 |
|--|---|---|--------------------------------------|