

EVAPCO, INC.

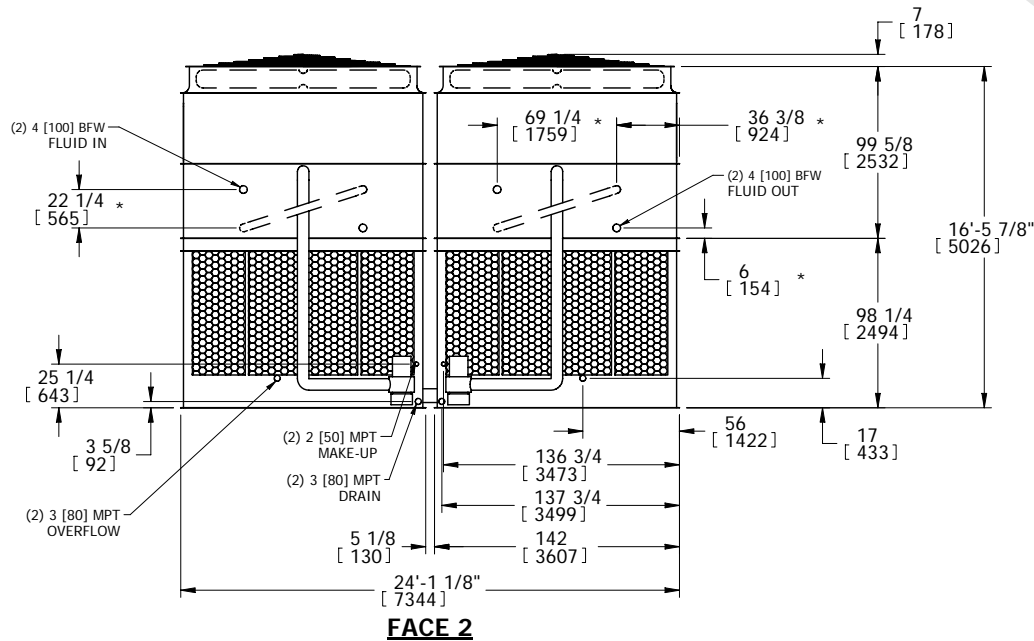


UNIT	MODEL #	SCALE	DWG. #	REV.	DATE	SERIAL #
CLOSED CIRCUIT COOLER	ATWB 24-3N18-Z		WB3241806-DRA-SF		9/14/2025	

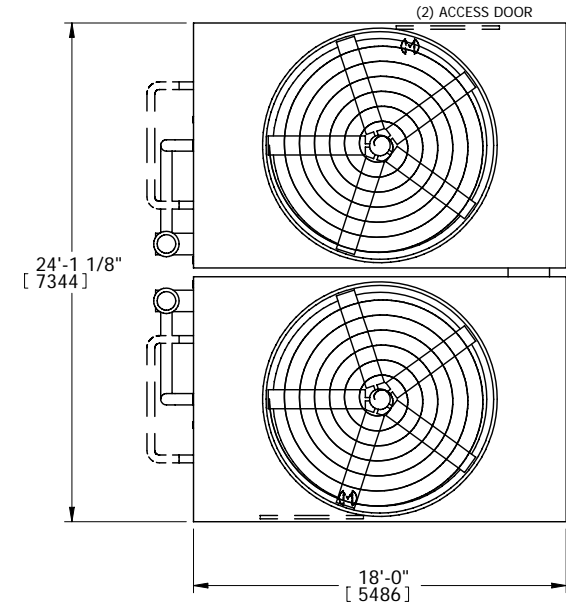
NOTES:

1. (M)- FAN MOTOR LOCATION
2. HEAVIEST SECTION IS UPPER SECTION
3. MPT DENOTES MALE PIPE THREAD
FPT DENOTES FEMALE PIPE THREAD
BFW DENOTES BEVELED FOR WELDING
4. +UNIT WEIGHT DOES NOT INCLUDE
ACCESSORIES (SEE ACCESSORY DRAWINGS)
5. MAKE-UP WATER PRESSURE
20 psi MIN [137 kPa], 50 psi MAX [344 kPa]
6. *-APPROXIMATE DIMENSIONS DO NOT USE
FOR PRE-FABRICATION OF CONNECTING
PIPING
7. SERIES FLOW PIPING AND AUX. CROSSOVER
DRAIN BY OTHERS.

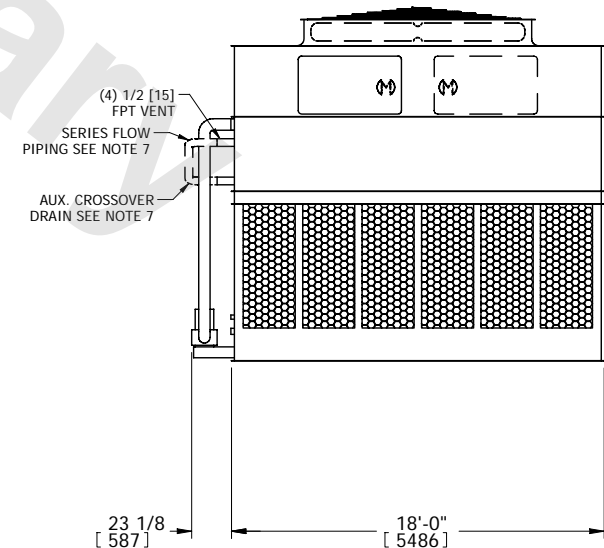
FACE 2 PLAN VIEW



FACE 2



FACE 1



FACE 1

SHIPPING WEIGHT	41000 lbs+ [18597] kg+	OPERATING WEIGHT	66880 lbs+ [30336] kg+	HEAVIEST SECTION WEIGHT	16580 lbs+ [7521] kg+	NO. OF SHIPPING SECTIONS	4
-----------------	------------------------	------------------	------------------------	-------------------------	-----------------------	--------------------------	---