
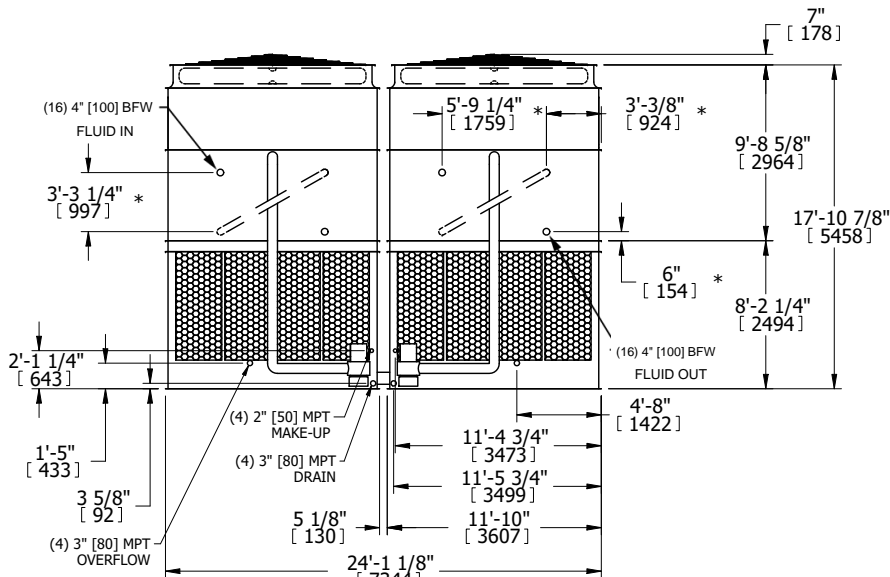


UNIT CLOSED CIRCUIT COOLER		<div>EVAPCO, INC.</div> <div></div>	DWG. # WB3243610-DRC-SF	REV. -
MODEL # ATWB 24-5L36-Z	SCALE NTS		SERIAL #	DATE 9/12/2025

NOTES:
1. (M)- FAN MOTOR LOCATION
2. HEAVIEST SECTION IS UPPER SECTION
3. MPT DENOTES MALE PIPE THREAD
FPT DENOTES FEMALE PIPE THREAD
BFW DENOTES BEVELED FOR WELDING
GVD DENOTES GROOVED
FLG DENOTES FLANGE
PE DENOTES PLAIN END
4. +UNIT WEIGHT DOES NOT INCLUDE ACCESSORIES (SEE ACCESSORY DRAWINGS)
5. MAKE-UP WATER PRESSURE
20 psi MIN [137 kPa], 50 psi MAX [344 kPa]
6. *-APPROXIMATE DIMENSIONS DO NOT USE FOR PRE-FABRICATION OF CONNECTING PIPING
7. SERIES FLOW PIPING AND AUX. CROSSOVER DRAIN BY OTHERS.
8. 3/4" [19MM] DIA. MOUNTING HOLES. REFER TO RECOMMENDED STEEL SUPPORT DRAWING.
9. DIMENSIONS LISTED AS FOLLOWS:
ENGLISH FT-IN
METRIC [MM]

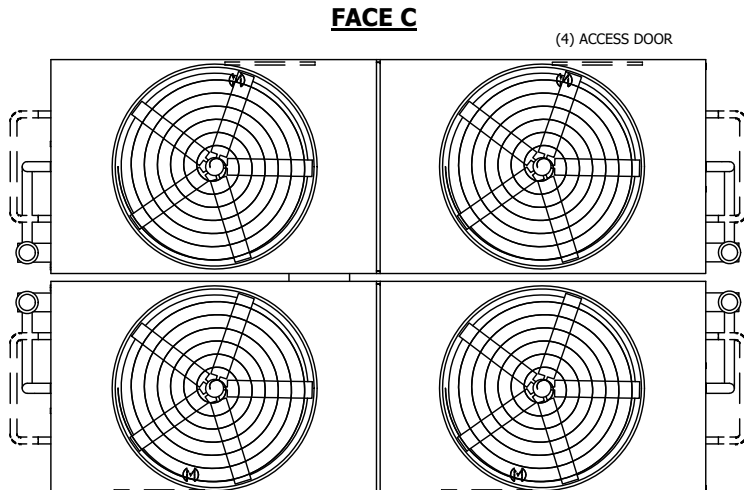
FACE B

PLAN VIEW

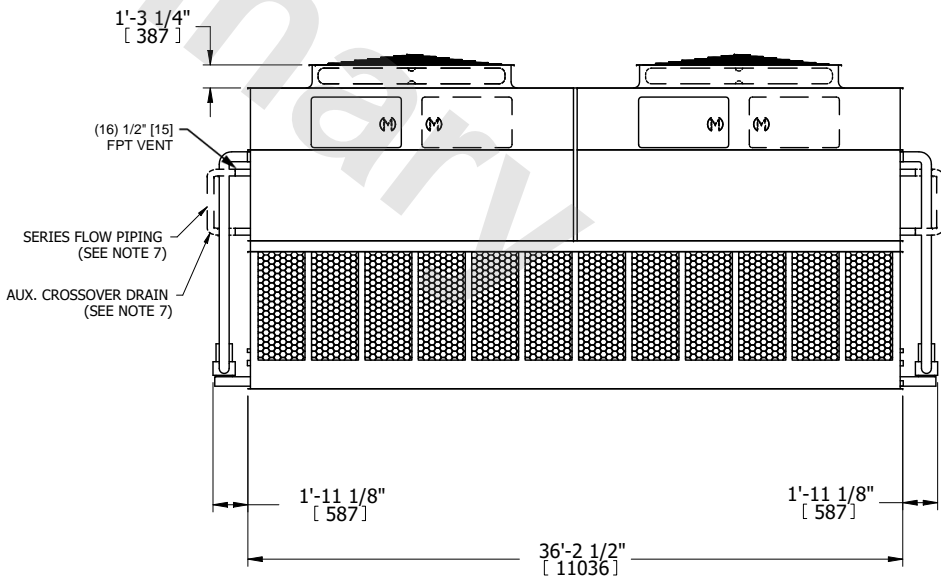


FACE C

FACE D



FACE A



SHIPPING WEIGHT 108680 lbs+ [49300] kg+	OPERATING WEIGHT 170440 lbs+ [77315] kg+	HEAVIEST SECTION WEIGHT 23100 lbs+ [10480] kg+	NO. OF SHIPPING SECTIONS 6	DRAWN BY: JLG
--	---	---	-------------------------------	------------------